

*Golden Leaf
Automotive*



**2023
CHEVY/GMC TRUCK**

Chevy/GMC Truck Index

A

Accelerator Pedal Assembly: 135
Accelerator Pedal Pad: 136
AC Vent: 35
AC Vent Adapter: 35
AC Vent Assembly: 35
A/C Vent Ball: 34
Ammeter Gauge: 154
Amp Gauge: 154
Antennas: 123, 124
"A" Pillar Frame: 58, 59
A Pillar Inner Panel: 58

B

Back-Up Lamp: 122
Back-Up Lamp Lens: 122
Back Window Conversion Panel: 53
Ball Joint: 15
Battery Gauge: 153
Battery Monitor: 148
Battery Tray: 12, 13
Battery Tray Bottom: 13
Battery Tray Clamp: 13
Battery Tray Hold Down: 12
Battery Tray Support: 13
Bed Corner: 82
Bed Cross Braces: 48
Bed Floor Pans: 42, 43, 44, 45, 46
Bed Front Cross Sill: 47
Bed Front Enforcement Bar Strip: 48
Bed Front Wheelhouse Cross Sill: 48
Bed Moldings: 110, 111
Bed Panels: 75, 76, 77, 78, 79, 80, 81, 82, 83
Bed Rear Cross Sill: 46, 47
Bed Rear Enforcement Bar Strip: 48
Bed Rear Lower Section: 82
Bed Rear Wheelhouse Cross Sill: 48
Bed Reinforcement: 46, 47, 48, 49
Bedside Fleetside: 79
Bedside for Longbed: 79
Bedside for Shortbed: 78, 79
Bedside Skin: 82
Bedside Skin Support Brace: 83
Bedside Stepside: 78
Bed Steps & Hangers: 85, 86, 87, 88
Bed Strip Kits: 49
Billet Hood Hinge: 21
Body Shims & Washers: 15
B Pillar Assy: 59
Bumper Bolt: 4
Bumper Braces: 5
Bumper Brackets: 4, 5, 6
Bumper Fillers: 7
Bumpers & Guards: 1, 2, 3, 4
Bumper Fillers: 6

C

Cab Back Panel: 53, 54, 55
Cab Components: 53, 54, 55
Cab Corner Mud Guard: 56
Cab Corner Patch Plate: 56
Cab Corners: 56
Cab Door Molding: 111
Cab Floor Battery Cover: 41
Cab Floor Brace: 41
Cab Floor Drop-In: 41
Cab Floor Front Support: 39
Cab Floor Lower Hump Cover Panel: 41
Cab Floor Panel: 36
Cab Floor Pans & Components: 36, 37, 38, 39, 40, 41, 42
Cab Floor Rear Outer Section: 40
Cab Floor Rear Support: 39, 40
Cab Floor Support Brace: 40, 41
Cab Moldings: 107, 108
Cab Mount Kit: 56
Cab Rear Panels & Braces: 53, 54, 55, 56
Cargo Lamp Assembly: 121
Cargo Lamp Lens: 121
Cargo Lamp Lens Gasket: 121
Cargo Lamp Mounting Pad: 121
Cargo Lamp Wire Harness: 121
Center Bed Wheel Arch Panel: 76
Cigarette Lighter: 148
Cigarette Lighter Knob: 34
Clutch Pedal Pad: 136
Clutch Pedal Pad Trim: 136
Coil Spring Retainer: 15
Control Arm: 14
Control Arm Upper Mount: 14
Corner Section: 82
Cowl Inner Assembly: 30
Cowl Inner Kick Plate: 60
Cowl Outer Patch: 29
Cowl Panels: 29, 30
Cowl Vent: 60, 61
Cowl Vent Cover: 29
Cowl Vent Grille: 29, 30
Crossmember Mount: 42

D

Dash Bezels & Appliques: 139, 140
Dash Glove Box Liner: 33
Dash Pad: 32
Dash Panels & Components: 30, 31, 32, 33, 34, 35
Dash Radio Panels: 32
Dash Speaker Grille: 32
Defroster Ducts: 134
Disc Brake Pedal Pad: 136
Dome Lamp Assembly: 149
Dome Lamps: 149

Door Accessories: 74, 75
Door Edge Guard: 142
Door Frame Panels & Cowls: 56, 57, 58, 59, 60, 61
Door Glass Channel Run: 133
Door Handle Cup: 74
Door Handles: 74, 75
Door Handle Relays: 75
Door Handle Trim: 74
Door Hinge Pillar: 61
Door Hinge Pin & Bushings: 64
Door Hinges: 64
Door Hinges Access Plates: 71
Door Inner Panel: 62
Door Interior Upper Trim: 71
Door Jamb Vent: 142
Door Latches: 65, 66
Door Latch Strikers: 65
Door Lock Knobs: 142
Door Locks: 154
Door Molding, Outer: 108
Door Pillar: 57
Door Relays: 70
Doors & Hardware: 62, 63, 64, 65, 66, 67, 68, 69, 70, 72, 73
Door Shell: 66, 67, 68, 69
Door Sill Scuff Plates: 143
Door Skin: 70, 71
Door Trim Channels: 133
Door Trims & Arm Rests: 142, 143
Door Upper Guide Rails for Regulator: 71
Door Upper Hinge Spring: 64
Door Window Channel Kit: 132
Door Window Frames: 106, 131, 132
Door Window Glass: 125, 126, 127
Door Window Glass Track: 132
Door Window Run Channel: 132
Drip Rail / Door Crown Trim: 64
Drip Rail Molding: 109

E

Electrical, Interior: 147, 148, 149
Emblem: 113
Emergency Brake Assembly: 135
Emergency Brake, Cable & Equalizer: 135
Engine Compartment: 12, 13, 14, 15
Engine Mount: 14
Engine Mount Base Plate: 14
Evaporator Box: 134
Exterior Door Handles: 75
Exterior Electrical & Components: 115, 116, 117, 118, 119, 120, 121, 122, 123, 124
Exterior Mirrors: 104
Exterior Mirrors Arms: 105
Exterior Windshield Sun Visor: 52

Eyebrow Molding: 98

F

Fan Shroud: 134
Fender Brace: 83
Fender Extension: 19
Fender Moldings: 107
Fender Panel: 18
Fender Shield Brackets: 19
Fender Skirt Brace: 19
Fender Stepside: 83, 84
Firewall Lower Support Brace: 28
Firewalls: 27, 28
Floor Panel Bold Set: 43
Floor Section: 45
Foot Well Panels: 28
Front Bedside End Cap: 82
Front Engine Mount: 14
Front Engine Mount Base Plate: 14
Front Fenders & Components: 16, 17, 18, 19
Front Lower Door Pillar: 56, 57
Front Roof Drip Rail: 52
Ft. Fleetside Bedside: 79
Fuel Gauge: 152
Fuel Senders: 92, 93
Fuel Sending Unit Float: 93
Fuel Tank Bracket/Strap: 93
Fuel Tank Filler Kits: 93
Fuel Tanks: 90, 91, 92

G

Gauges (Fuel, Speedo., Temp., Oil, etc.): 152
Glass, Weatherstrip & Seals: 124, 125, 126, 127, 128, 129, 130, 131, 132, 133, 134
Glove Box Door: 32, 33
Glove Box Door Hinge Bushing: 34
Glove Box Door Hinges: 33
Glove Box Locks: 156
Grille Bar: 101
Grille Insert: 95
Grille Moldings: 103
Grille Mounting Bracket: 101
Grille Nose Bar: 94
Grilles & Components: 94, 95, 96, 97, 98, 99
Grille Support Frame: 101
Grille Support Panel: 100, 101
Grille Surrounded: 101
Grille Top Bar Molding: 101
Grille Vertical Support: 100

H

Headlamp Bezels: 97, 98
Headlamp Bucket: 97
Headlamp Buckets & Rings: 97

Headlamp Dimmer Switch: 149
Headlamp Retainer Ring: 97
Head Lamp Switches: 148, 149
Headlight Knob: 34
Heater Box: 134
Heating/Cooling: 134
Hood Hinges: 21
Hood Latch: 22, 23
Hood Latch Panels: 26, 27
Hood Lower Valance: 22
Hood Moldings: 102, 103
Hood Ornament Grille: 98, 99
Hoods & Components: 21, 22, 23, 24, 25, 26
Horns: 147

I

Ign., Door & Glove Box Kits: 155
Ignition & Door Kits: 156
Ignition Locks: 155
Ignition Switch: 149
Inner Door Hinge Pillar Pocket: 61
Inner Door Panel: 62
Inner Fender Splash Shield: 19
Inner Fender/Wheelhouses: 20
Inner Weatherstrip: 134
Instrument Bezels: 34
Instrument Cluster Lenses: 35
Instrument Panel: 35
Interior Door Handles: 74
Interior Door Handle Trim Washer: 74
Interior Electrical: 147, 148, 149, 150, 151, 152, 153, 154

K

Kick Panels: 58, 60
Kick Panel Vent Doors: 142

L

LED Front Marker Lamp: 122, 123
LED Rear Marker Lamp: 122, 123
License Plate Bracket: 114, 115
License Plate Lamp: 123
License Plate Lamp Lens: 121
Locks: 154, 155
Lower Dash Trim: 32
Lower Fender Brace: 19
Lower Fender Inner Brace: 19
Lower Fender Mount: 19
Lower Fender Panel: 18
Lower Front Molding: 110, 111
Lower Grille Molding: 103
Lower Rear Bed Molding: 110, 111

M

Magnum Alloy Wheels: 154
Magnum Wheel Cap: 154
Manual Regulator: 72
Marker Lamp: 122, 123

Mirror Gasket, Exterior: 104
Mirrors & Brackets, Exterior: 104, 105
Mirrors & Brackets, Interior: 140

O

Oil Pressure Gauge: 152, 153
Outer Cab Floor/Inner Rockers: 41
Outer Door Hinge Pillar Pocket: 61
Outer Door Molding: 108
Outer Door Pillar: 57
Outer Door Skin: 70, 71

P

Parking Lamp Bezels: 122
Parking Lamp Housing: 122
Parking Lamp Lens: 121, 122
Parking Lamps: 120, 121
Pedal Pads & Trim: 136
Pedal & Shifter Components: 135, 136
Power Window Motor: 71

Q

Quarter Trim: 112

R

Radiator Support: 9, 10, 11
Radiator Support Bracket: 11
Radio Speaker Cover: 142
Rear Bed Floor Seat Mount: 48
Rear Bumper Deflector: 8
Rear Engine Mount: 14
Rear Gravel Shield: 8
Rear Lower Door Pillar: 57
Rear Roll Pan: 8
Rear Upper Wheel Arch Panel: 76
Rear View Mirrors & Brackets: 140
Rear Window Moldings: 111
Rocker Box Reinforcement Panel: 51
Rocker Panels: 50, 51
Roof Front Filler Brace: 52
Roof Panels & Components: 51, 52
Roof Panel Skin: 52
Roof to Windshield Panel: 52
Running Board Bracket: 84
Running Boards: 84
Running Board to Bed Apron: 84

S

Seat Adjust. Handle: 143
Seat Belts: 144,
Seats & Components: 145, 146, 147
Seats Frames & Springs: 145, 146, 147
Seat Track Bench Seat: 145, 146
Shift Lever: 135
Shock Absorber Bracket: 15
Short Bed Strip Kit: 49
Side Grille Molding: 103
Side Markers: 123
Speedometer: 151
Steering Wheel Horn Contact Pin
Spring: 139
Steering Wheel Hub: 138
Steering Wheels: 137, 138, 139
Stone Deflectors/Roll Pans: 8
Sun Visor Brackets: 141
Sun Visor Pad: 141
Suspension & Steering: 14

T

Tachometer: 152
Tailgate: 86, 87, 88
Tailgate Chain: 89
Tailgate Components: 88, 89, 90
Tailgate Handle: 89
Tailgate Hinge Assembly: 90
Tailgate Hinges: 88
Tailgate Hinge Trunnions: 88
Tailgate Latches: 89
Tailgate Mldg.: 112
Tail Lamp Bezel: 118
Tail Lamp Housing: 119
Tail Lamp Lens: 117, 118
Tail Lamps: 115, 116, 117
Tail Lamp Wire: 119
Temperature Gauge: 153
Throttle Linkage: 135
Timing Chain Cover: 14
Transmission Shift Cover: 41, 42
Transmission Shifter Indicator: 135

U

Upper Grille Bar: 101
Upper Grille Molding: 103

V

Vacuum Gauge: 154
Vent Window Assemblies: 130, 131
Vent Window Frames: 131, 132, 133
Vent Window Glass: 130
Vent Window Handles: 73, 74

W

Weatherstrip: 133, 134
Wheel Opening Moldings: 109
Window Cranks & Handles: 74
Window Glass: 128, 129
Window Moldings, Rear: 111
Window Motor: 154
Windshield: 124, 125
Windshield Fillers & Pillars: 30
Windshield Moldings: 105, 106
Windshield Washer Bottle Bracket: 14
Wiper Knob: 34
Wiper Motor Trans. Arms: 102, 103
Wiper Switch: 149



General Motors Trademarks
are used under License to
Dynacorn International Inc.

CHEVY/GMC TRUCK

Bumpers & Guards

1110G

1947-55 Front Bumper, 1st Series



1110F

1955-59 Front Bumper



1110A

1960-62 Front Bumper



1110B

1963-66 Front Bumper



1108B

1967-70 Front Bumper, Chrome w/ Fog Lamp



Reverse View



**Lamp
Closeup**

1108

1967-70 Front Bumper, Chrome (No Notches on Top), Chevy / Blazer, Also Fits 67-68 GMC



1108A

1969-72 Front Bumper, GMC w/ Notches at Top Bumper

Top View Inset
Showing Notch



Top View Inset
Showing Notch



1109

1971-72 Front Bumper, Chrome w/ Hole



1109A

1973-80 Front Bumper, Chrome



1109EA NEW

1973-80 Front Bumper, Painted



1109ED NEW

1983-87 Front Bumper, Chrome



Front Bumpers continued on next page

CHEVY/GMC TRUCK

Bumpers & Guards

1109EE NEW

1983-87 Front Bumper, Painted



1109E

1973-80 Front Bumper w/ Fog Lamp, Chrome



1110H

1947-53 Rear Stepside Bumper



1110J

1954-55 Rear Stepside Bumper, 1st Series



1110E

1955-59 Rear Stepside Bumper



1116C

1960-66 Rear Stepside Bumper



1116A

1967-87 Rear Stepside Bumper



1110EA

1958-59 Rear Fleetside Bumper



1110C

1960-62 Rear Fleetside Bumper w/o License Plate Hole



1110CA

1960-62 Rear Fleetside Bumper w/ License Plate Hole



CHEVY/GMC TRUCK

Bumpers & Guards

1110D

1963-66 Rear Fleetside Bumper



1116B

1967-72 Rear Fleetside Bumper



1109C

1973-80 Rear Fleetside Bumper, Chrome w/o Pad Holes



1109EG NEW

1981-87 Chevy Pu, 1981-91 Blazer/Jimmy/Suburban
Rear Fleetside Bumper, Chrome



1109EH NEW

1981-87 Rear Fleetside Bumper, Painted



1096Q NEW

1981-86 Jimmy/Blazer/Suburban/GMC 4x4, Bumper Air Deflector



1125

1947-55 Front Bumper Guards w/ Hardware



1126A

1957-58 GMC, Front Bumper Guards



1129

1967-72 Front Bumper Guards



1126

1955-59 Front Bumper Guards



1127

1960-62 Front Bumper Guards



1128

1963-66 Front Bumper Guards



*Bumpers Guards
continued on next page*

CHEVY/GMC TRUCK

Bumpers & Guards


1108C COMING SOON!

1967-72 Front Bumper Guard, Pair



1110K

1947-72 Bumper Bolt w/ Hardware



1111X

1958-59 Front Bumper Brackets, 4 Pcs, Set



1111Y

1960-66 Front Bumper Bracket, RH

1111Z

1960-66 Front Bumper Bracket, LH



Bumper Brackets

1111V

1947-55 Front Bumper Brackets, 1st Series




1111W

1955-57 Front Bumper Brackets




1109FC NEW

1981-87 Front Bumper Bracket, 4 Pcs. w/ Hardware



1112G NEW

1967-70 Front Bumper Bracket, 4 WD



Bumper Brackets

1109ZA COMING SOON!

1973-80 Front Bumper Bracket, 4 Pcs. w/ Hardware



1112E

1967-70 Front Bumper Braces, 4 Pcs.
Also Fits 1967-72 GMC



1112F

1971-72 Front Bumper Brackets, 4 Pcs.



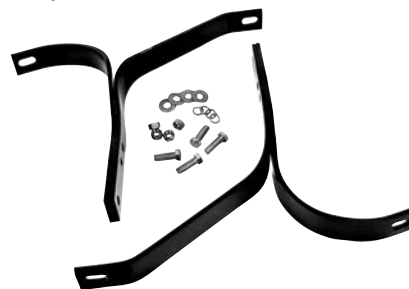
1112H NEW

1971-72 Front Bumper Bracket, 4 WD



1101

1947-55 Rear Bumper Brackets, 1st Series




1111XA

1955-58 Bumper Brackets, Cameo, RH, 3 Pcs.

1111XB

1955-58 Bumper Brackets, Cameo, LH, 3 Pcs.



1101A

1955-59 Rear Bumper Brackets, Stepside



1101B NEW

1958-59 Bumper Brackets, Fleetside, Set



Bumper Brackets continued on next page

CHEVY/GMC TRUCK

Bumper Brackets

1109IA COMING SOON!

1960-62 Rear Bumper Bracket Kit, 4 Pcs., Stepside




1109I

1960-62 Rear Bumper Brackets, 4 Pcs., Fleetside



1109J

1963-66 Rear Bumper Brackets, 4 Pcs., Set, Fleetside



1109L

1963-66 Rear Bumper Brackets, Stepside



1109K

1967-72 Rear Bumper Brackets, 4 Pcs.,



1112J NEW

1967-72 Rear Bumper Bracket, 4 WD



1109Z

1973-80 Rear Bumper Brackets, Fleetside



Bumper Fillers

1096A

1947-53 Bumper Filler



1096

1947-54 GMC, Bumper Filler



CHEVY/GMC TRUCK

Bumper Fillers

1096N **NEW**

1983-87 Pickup/Suburban/Blazer
Bumper Filler Panel



1096K **NEW**

1973-80 Chevy Pu/Suburban/Blazer
Bumper Filler Panel



1096H

1955-56 Bumper Filler w/ Grille Brackets



1096G

1957 Bumper Filler w/o Grille Brackets



1096B

1954-55 Bumper Filler, 1st Series



1096F

1958-59 Bumper Filler



1096J

1969-72 Bumper Filler



1096L **COMING SOON!**

1980 Bumper Filler Panel, Square Lamp



1096M **COMING SOON!**

1981-82 Bumper Filler Panel



1096P **COMING SOON!**

1989-91 Bumper Filler Panel



CHEVY/GMC TRUCK

Stone Deflectors/Roll Pans

1096C

1967-68 Stone Deflector



1176

1947-54 Rear Gravel Shield



1159

1954-87 Rear Roll Pan for Stepside w/ License Box
(No License Lamp Holes)



1159A

1960-66 Rear Roll Pan for Fleetside w/ License Box
(No License Lamp Holes)



Reverse View



1159B

1967-72 Rear Roll Pan for Fleetside w/ License Box
(No License Lamp Holes)



Reverse View



1159C

1973-87 Rear Roll Pan for Fleetside w/ License Box
(No License Lamp Holes)



Reverse View



1159D COMING SOON!

1981-87 Pickup/Blazer/Suburban, Front Roll Pan



1109H

1967-72 Rear Gravel Deflector for Fleetside, RH

1109G

1967-72 Rear Gravel Deflector for Fleetside, LH



1109G

1176B NEW


1972 Rear Gravel Shield, 2 Pcs./ Set



Radiator Supports

1119ZWT

1947-54 Radiator Support w/ Ledge Bracket,
Weld Through Primer



1119ZA

1947-54 Radiator Grille Lower Support



1119ZD

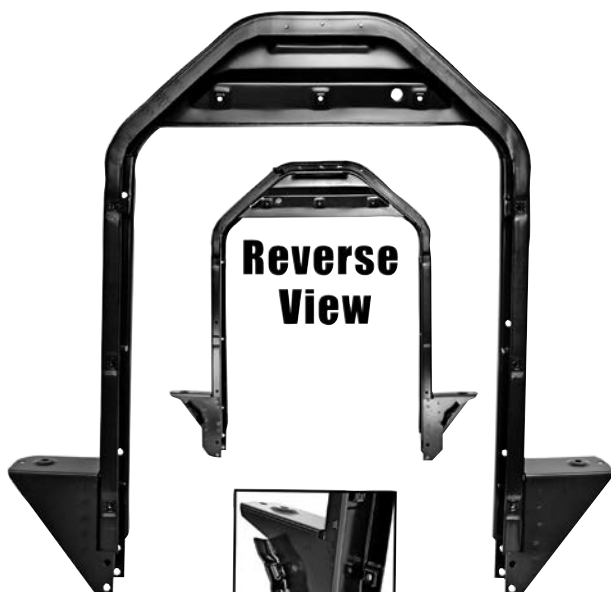
1947-54 Radiator Support Upper Cross



**Underside
Closeup**

1119ZB

1947-54 Radiator Support



**Reverse
View**



**Bracket
Closeup**

1099YB

1947-54 Radiator Support Lower Apron Set



1119ZC

1947-54 GMC, Radiator Support Upper Cross Brace




Radiator Supports continued on next page

CHEVY/GMC TRUCK

Radiator Supports


1120WT

1955-57 Chevy, Radiator Support, Weld-Through Primer




1121

1958-59 Chevy, Radiator Support



1099X

1960-66 Radiator Support w/ Diagonal Brace



1099Y

1967-68 Chevy, Radiator Support



1099YA

1967-68 GMC, Radiator Support



1099Z

1969-72 Chevy, Radiator Support



1099ZA

1969-72 GMC, Radiator Support



1099ZG NEW

1973-80 Radiator Support Assy.



Radiator Supports


1099ZH NEW

1981-87 Radiator Support Assy., Single Rect. Headlamp



1099ZJ NEW

1981-87 Radiator Support Assy., Dual Round Headlamp



1099ZK NEW

1988-91 Radiator Support, Light Duty



1099ZL NEW

1989-91 Suburban, Radiator Support, Dual Headlamp



1099ZC

1969-72 Lower Radiator Support Bracket



1099ZB

1969-72 Upper Radiator Support Bracket, 2, 3 Row Radiator



Radiator Overflow Cap

1099ZM NEW

1974-84 Radiator Overflow Cap



1099ZN NEW

1985-87 Radiator Overflow Cap



CHEVY/GMC TRUCK

Engine Compartment

1100K
1947-55 Battery Tray Hold Down,
1st Series



1100L
1958-59 Battery Tray Hold Down



1100N
1955-57 Battery Tray Assembly




1100EC
1955-57 Battery Tray Hold Down,
Stainless



1100LC
1958-59 Battery Tray Hold Down,
Stainless



1100C
1958-59 Battery Tray



1100E
1955-57 Battery Tray Hold Down



1100QB NEW
1981-87 Battery Hold Down Retainer



1100H
1960-66 Battery Tray



1100P
1958-59 Battery Tray Hold Down J-Bolt



1100D
1947-55 Battery Tray Assembly, 1st Series



1100F
1967-72 Battery Tray Assembly
w/o AC Bracket



CHEVY/GMC TRUCK

Engine Compartment


1100GC

1967-72 Battery Tray Assembly
w/ AC Bracket, Stainless



1100FC

1967-72 Battery Tray Assembly w/o AC
Bracket, Stainless



1100G

1967-72 Battery Tray Assembly
w/ AC Bracket



1100Q

1973-80 Battery Tray



1100QC NEW

1981-91 Pickup/Blazer/Suburban
Battery Tray, RH, w/ Support



1100B

1947-55 Battery Tray Bottom, 1st Series



1100NC

1955-57 Battery Tray Bottom, Stainless



1100JC

1967-72 Battery Tray Bottom, Stainless



1100QA

1973-87 Battery Tray Support



1100QD NEW

1973-87 Battery Aux Tray Support



1047E

1967-80 Battery Tray Clamp



1047EC

1967-80 Battery Tray Clamp, Stainless



CHEVY/GMC TRUCK

Engine Compartment

1200

1954-62 Timing Chain Cover, 6 Cylinder, Painted



1202

1954-62 Timing Chain Cover, 6 Cylinder, Chrome



1103VB

1967-72 Windshield Washer Bottle Bracket



1203

1947-55 Front Engine Mount Base Plate, 6 Cylinder




1204

1947-53 Rear Engine Mount, 6 Cylinder




1201

1947-55 Front Engine Mount, 6 Cylinder



1207

1955-59 Front Engine Mount, V8



1205

1947-59 Engine Mount, V8 Small Block



1208A

1967-72 Engine Mount, Small Block, RH=LH



1208

1967-72 Engine Mount, Big Block, RH=LH



Suspension & Steering

1158

1960-72 Rear Control Arm, RH

1158A

1960-72 Rear Control Arm, LH



1157

1967-72 Control Arm Upper Mount, RH

1157A

1967-72 Control Arm Upper Mount, LH



1157

CHEVY/GMC TRUCK

Engine Compartment


1242 NEW

1973-87 2 WD STD Cab, 1973-89 Crew Cab
Suspension Upper Arm, RH

1243 NEW

1973-87 2 WD STD Cab, 1973-89 Crew Cab
Suspension Upper Arm, LH

Reverse View



1240 NEW

1978-89 Suspension Lower Arm,
RH, 2 WD

1241 NEW

1978-89 Suspension Lower Arm,
LH, 2 WD

Reverse View



1011B

1947-54 Shock Absorber Bracket



1012B

1960-72 Coil Spring Rear Retainer



1158E

1971-87 Ball Joint Lower, 1/2 Ton, 2 WD



Body Shims


1000F

1967-72 Body Shims,
6 mm, 10 Pcs.




1000E

1960-72 Body Shims,
1.6 mm, 10 Pcs.



1000D

1964-72 Body Shims,
3 mm, 10 Pcs.



GM03

1947-72 Body Washers,
20 Pcs.



CHEVY/GMC TRUCK

Front Fenders & Components

1097PA

1947-52 GMC, Fender, RH

1097PB

1947-52 GMC, Fender, LH



1097PA

1097T

1955-56 Front Fender, RH

1097U

1955-56 Front Fender, LH



1097T

1097P

1947-53 Front Fender, RH

1097Q

1947-53 Front Fender, LH



1097P

1097W

1957 Front Fender, RH

1097X

1957 Front Fender, LH



1097W

1097R

1954-55 Front Fender, 1st Series, RH

1097S

1954-55 Front Fender, 1st Series, LH



1097R

1097Y

1958-59 Front Fender, RH

1097Z

1958-59 Front Fender, LH



1097Y

CHEVY/GMC TRUCK

Front Fenders & Components

1099J

1960-66 Front Fender, RH

1099K

1960-66 Front Fender, LH



1098

1969-72 Front Fender, RH

1099

1969-72 Front Fender, LH



1099C

1967 Front Fender, RH

1099D

1967 Front Fender, LH



1097J

1973-80 Front Fender, RH

1097K

1973-80 Front Fender, LH



1099A

1968-72 GMC, 1968 Chevy, Front Fender, RH

1099B

1968-72 GMC, 1968 Chevy, Front Fender, LH



1097KA

1973-80 Front Fender, No Lamp Hole, RH

1097KB

1973-80 Front Fender, No Lamp Hole, LH



Front Fender continued on next page

CHEVY/GMC TRUCK

Front Fenders & Components

1097L

1981-87 Front Fender, RH

1097M

1981-87 Front Fender, LH




1097QA

1947-53 Lower Fender Panel, Front, RH

1097QB

1947-53 Lower Fender Panel, Front, LH



1097QC

1947-55 Lower Fender Panel, Rear, RH,
1st Series

1097QD

1947-55 Lower Fender Panel, Rear, LH,
1st Series



1097QE

1955-57 Lower Fender Panel, Rear, RH

1097QF

1955-57 Lower Fender Panel, Rear, LH

1097QE



1097QG

1958-59 Lower Fender Panel, Rear, RH

1097QH

1958-59 Lower Fender Panel, Rear, LH

1097QG



1097QJ

1960-66 Lower Fender Panel, Rear, RH

1097QK

1960-66 Lower Fender Panel, Rear, LH

1097QJ



1097QL

1967-72 Lower Fender Panel, Rear, RH

1097QM

1967-72 Lower Fender Panel, Rear, LH

1097QL



CHEVY/GMC TRUCK


Front Fenders & Components

1097ZC

1958-59 Lower Fender Inner Brace, Rear, RH

1097ZD

1958-59 Lower Fender Inner Brace, Rear, LH



1097ZD

1109JD

1960-66 Lower Fender Brace, Rear, RH

1109KD

1960-66 Lower Fender Brace, Rear, LH



1109JD

1091C

1947-54 Fender Skirt Brace, LH




1096W

1955-57 Fender Extension, RH

1096X

1955-57 Fender Extension, LH



1096W

1099JA

1960-66 Front Fender Extension, RH

1099KA

1960-66 Front Fender Extension, LH



1099KA

1097ZA

1955-59 Lower Fender Mount, Rear, RH

1097ZB

1955-59 Lower Fender Mount, Rear, LH



1097ZA

1099JC

1960-66 Fender Shield Brackets



1098A

1967-72 Inner Fender Splash Shield, RH

1098B

1967-72 Inner Fender Splash Shield, LH



1098A

1090AWT

1947-54 Inner Fender, RH

1090BWT

1947-54 Inner Fender, LH



1090AWT

1090BA

1947-55 Inner Fender, Lower Rear Section, RH

1090BB

1947-55 Inner Fender, Lower Rear Section, LH



1090BA

1090C

1955-57 Inner Fender, RH

1090D

1955-57 Inner Fender, LH



1090C

CHEVY/GMC TRUCK


Inner Fender/Wheelhouses

1090E

1958-59 Inner Fender, RH

1090F

1958-59 Inner Fender, LH




1090E

1099E

1960-66 Inner Fender, RH

1099F

1960-66 Inner Fender, LH



1099F

1099G

1967-72 Inner Fender, RH

1099H

1967-72 Inner Fender, LH



1099G

1099HA

1973-80 Inner Fender, RH

1099HB

1973-80 Inner Fender, LH



1099HA

1099HC

1981-87 Inner Fender, RH

1099HD

1981-87 Inner Fender, LH



1099HC

1090G

1958-59 Inner Wheelhouse for Fleetside, RH=LH



1099HE

1973-87 Inner Wheelhouse for Fleetside, RH=LH



1097

1960-66 Rear Inner Wheelhouse, RH=LH



1097A

1967-72 Rear Inner Wheelhouse, Fleetside, RH=LH



Hoods & Components

1109R

1947-55 Hood Hinge, RH

1109S

1947-55 Hood Hinge, LH




1109T

1955-57 Hood Hinge w/ Spring, RH

1109U

1955-57 Hood Hinge w/ Spring, LH




1109V

1958-59 Hood Hinge w/ Spring, RH

1109W

1958-59 Hood Hinge w/ Spring, LH



1109X

1960-66 Hood Hinge, RH

1109Y

1960-66 Hood Hinge, LH

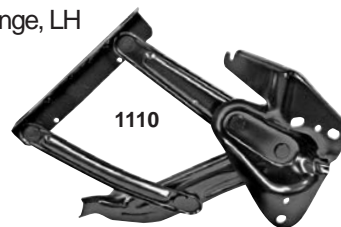


1111

1967-72 Hood Hinge, RH

1110

1967-72 Hood Hinge, LH



1109MK NEW

1973-80 Chevy Pickup, 1973-77 Blazer Hood Hinge, RH

1109ML NEW

1973-80 Chevy Pickup, 1973-77 Blazer Hood Hinge, LH



1099MS NEW

1981-91 Pickup/Blazer/Jimmy/Suburban Hood Hinge, Pair, Heavy Gauge



BH50 NEW

1967-72 Billet Hood Hinge, Pair

Mid-Duty Struts

Heavy-Duty Struts




CHEVY/GMC TRUCK

Hoods & Components


1099MX NEW

1973-74 Hood Bumper Kit, 8 Pcs.,
Hood Side Bumpers & Adjuster Bolts




1099MY NEW

1975-81 Hood Bumper Kit, 8 Pcs.,
Hood Side Bumpers & Adjuster Bolts



1099MZ NEW

1982-91 Hood Bumper Kit,
Hood Side & Adjuster Bumpers



1099MH NEW

1981-91 Pickup/Blazer/Jimmy/Suburban
Hood Safety Catch



1099MW NEW

1975-81 Hood Adjuster Bumpers, Pair



1099W

1962-66 Hood Lower Valance




1134Z

1947-53 Hood Latch




1135

1955-57 Hood Latch



1136

1958-59 Hood Latch



CHEVY/GMC TRUCK

Hoods & Components

1137
1967-68 Hood Latch



1138
1969-70 Hood Latch



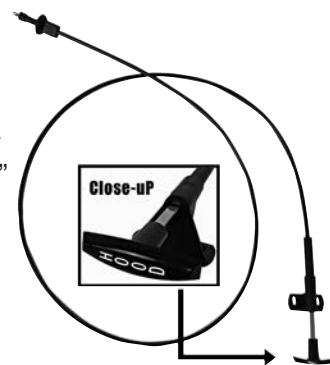
1139
1971-72 Hood Latch



1099MG NEW
1981-91 Chevy Pu /Blazer/Jimmy/ Suburban,
1995-98 Tahoe, 1995-99 Yukon
Hood Latch



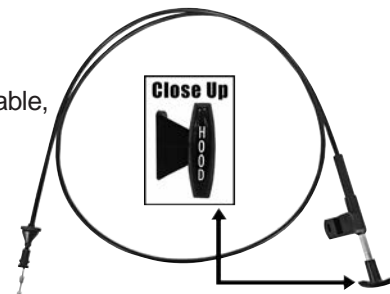
1099MJ NEW
1977-80 Suburban/Jimmy/Blazer
Hood Release Cable, Short 78.5"



1099MK COMING SOON!
1977-80 Hood Release Cable, Long



1099MM NEW
1981-91 Hood Release Cable,
82.25 in. Long



1099ML NEW
1981-91 Suburban/Jimmy/Blazer
Hood Release Cable, Short 78.5"



CHEVY/GMC TRUCK

Hoods & Components

1099TB
1947-52 GMC, Hood



1099TA
1947-55 Chevy, Hood (Seamless 1 Piece), 1st Series




1099TN
1947-52 Chevy, Custom Hood (2 Piece), No Emblem Holes



1099R
1955-56 Chevy, Hood



1099T
1947-55 Chevy, Hood 2 Piece, OE Design



1099S
1957 Chevy, Hood



Hoods & Components

1099SA NEW
1958-59 Chevy/GMC, Hood



1099Q
1967-68 Chevy/GMC, Hood w/ 2 in. Cowl Induction



1099V
1960-66 Chevy, Hood will Fit to 1960-61, Correct for 1962-66



1099M
1969-72 Chevy/GMC, Hood w/ 2 in. Cowl Induction



1099P
1967-68 Chevy/GMC, Hood Standard



1099L
1969-72 Chevy/GMC, Hood Standard w/o Emblem Holes



Hoods continued on next page

CHEVY/GMC TRUCK

Hoods & Components

1099MA

1973-80 Chevy/GMC, Hood w/ Cowl Induction 2"



1099MD

1981-87 Chevy/GMC, Hood (Also Fits 1981-91 Blazer / Jimmy)



1099MC

1973-80 Chevy/GMC, Hood




1099ME

1981-87 Chevy/GMC, Hood w/ 4" Inch Cowl Induction & Bug Screen



1099MB

1981-87 Chevy/GMC, Hood w/ Cowl Induction 2"



Hood Latch Panels

1121X

1947-53 Chevy Hood Latch Panel, Stainless



CHEVY/GMC TRUCK

Hood Latch Panels

1121W

1947-53 Chevy Hood Latch Panel, Painted



1121Z

1947-54 GMC Chevy Hood Latch Panel, Painted



1122

1955-57 Hood Latch Panel



1123

1958-59 Hood Latch Panel



Firewalls

1106B

1947-54 Firewall w/o Heater Holes



1106K

1955-59 Firewall w/ Toe Board, (2+ Truck Only)




1106KE

1960-62 Firewall Transmission Cover



1106KC

1960-62 Firewall w/ Lower Hump Hole



Firewall continued on next page

CHEVY/GMC TRUCK

Firewalls

1106KD

1963-66 Firewall



Reverse View



1106KA

1967-68 Firewall (2+ Truck Only)



1106KB

1969-72 Firewall (2+ Truck Only)



1106KF

1967-72 Firewall Lower Support Brace, RH

1106KG

1967-72 Firewall Lower Support Brace, LH



1106KF

Foot Well Panels

1114T

1947-55 Foot Well Panel, RH

1114U

1947-55 Foot Well Panel, LH



1114T

1114W

1960-66 Foot Well Panel, RH

1114X

1960-66 Foot Well Panel, LH



1114W

1114Y

1967-72 Foot Well Panel, RH

1114Z

1967-72 Foot Well Panel, LH



1114Y

1114ZA

1973-87 Foot Well Panel, RH

1114ZB

1973-87 Foot Well Panel, LH



1114ZA

CHEVY/GMC TRUCK

Cowl Panels

1106H

1947-53 Lower Cowl Panel



1106XB

1967-72 Lower Cowl Panel



1106XA

1967-72 Lower Cowl Panel



1106U

1955-59 Outer Cowl Panel



1106T

1955-59 Inner Cowl Panel



1106V

1955-59 Cowl Vent Grille, Painted



1106ZD NEW

1960-66 Inner Cowl Panel, RH

1106ZE NEW

1960-66 Inner Cowl Panel, LH



1106ZD

1106D

1947-54 Cowl Outer Patch, EDP Coating, RH

1106DA

1947-54 Cowl Outer Patch, EDP Coating, LH



1106DA



1106D

1106DB

1947-55 Lower Outer Cowl Patch, RH

1106DC

1947-55 Lower Outer Cowl Patch, LH




1106DB

1106DD

1947-55 Lower Inner to Outer Cowl Patch, RH

1106DE

1947-55 Lower Inner to Outer Cowl Patch, LH



1106DD

1099U

1947-53 Cowl Vent Cover



1105Y

1955-59 Outer Cowl Panel, RH

1105Z

1955-59 Outer Cowl Panel, LH




1105Y

1106Y

1960-66 Outer Cowl Panel, RH, Weld Through Primer

1106Z

1960-66 Outer Cowl Panel, LH, Weld Through Primer



1106Z

1106Y

1106VA

1955-59 Cowl Vent Grille, Chrome



Cowl Vent Grille continued on next page

CHEVY/GMC TRUCK

Cowl Panels

1106VB

1955-59 Custom Cowl Vent Grille, (No Vent Slots), Painted



1106TA

1955-59 Complete Cowl Grille (Inner & Outer)



1106ZB

1960-66 Cowl Vent Grille, No Vent Hole



1106ZA

1964-66 Cowl Vent Grille



1106X

1967-72 Cowl Vent Grille



1106DF

1947-54 Front Inner Cowl Side Panel, RH

1106DG

1947-54 Front Inner Cowl Side Panel, LH



1106ZC

1960-66 Cowl Inner Assembly



Windshield Fillers

1106PA

1947-54 Windshield Pillar, RH

1106PB

1947-54 Windshield Pillar, LH

1106PA



1145WT

1955-59 Windshield Filler Panel, Weld-Through Primer



Dash Panels & Components

1106E

1947-53 Dash Panel, Steel



1107

1955-59 Dash Panel, Steel



1106ZG NEW

1964-66 Dash Panel, Steel



Dash Panels & Components

1107AA

1967-68 Complete Dash Panel, w/ A/C




1107AB

1969-72 Complete Dash Panel, w/ A/C




D1100 NEW

1981-83 Dash Bezel w/o AC,
w/ Straight Radio Cavity




D1101 NEW

1981-83 Dash Bezel w/ AC, 2 Hole
w/ Straight Radio Cavity




D1102 NEW

1984-87 Dash Bezel w/o AC, 1 Hole,
w/ Notched Radio Cavity



D1103 NEW

1984-87 Dash Bezel w/ AC, 1 Hole,
w/ Notched Radio Cavity




CHEVY/GMC TRUCK

Dash Panels & Components

1114I

1947-53 Dash Speaker Grille w/ Ash Tray



1114L

1947-53 Dash Speaker Grille w/ Ash Tray
"General Motors Truck"



1146

1967-72 Dash Pad, Black



M1151

1947-54 Lower Dash Trim



1114P

1960-63 Dash Radio Panel



1114Q

1964-66 Dash Radio Panel



1102UP

1947-53 Glove Box Door, Polished, Stainless



1102U

1947-54 Glove Box Door, Stainless



Dash Panels & Components

1114J

1955-59 Glove Box Door w/ Hinges & Screws



1114M

1967-72 Glove Box Door, Black




1107AE NEW

1973-81 Dash Glove Box Door



1114JA NEW

1955-59 Glove Box Hinge & Spring



1107AD NEW

1973-91 Dash Glove Box Liner w/o A/C



1114MA NEW

1967-72 Glove Box Door Hinge & Spring



1107AC NEW

1973-91 Dash Glove Box Liner w/ A/C



1102UA

1947-54 Glove Box Door Hinges



CHEVY/GMC TRUCK

Dash Panels & Components

1114N

1960-66 Glove Box Door Hinge Bushing



1149

1955-59 Instrument Bezel, Chrome



1103VAC NEW

1955-59 Wiper Knob, Chrome



1148A

1947-53 Instrument Bezel, Chrome



3856472

1967-68 AC Vent Ball, Chrome



1149D NEW

1955-59 Heater Radio Knob



1148B

1954-55 Instrument Bezel, Stainless



1149A NEW

1955-59 Cigarette Lighter Knob



1149C NEW

1955-59 Headlight Knob



1148C

1954-55 Instrument Bezel, Chrome



1103VA

1955-59 Wiper Knob, Black, GMC only



1150

1964-66 Instrument Bezel, Black



CHEVY/GMC TRUCK

Dash Panels & Components

1150A

1964-66 Instrument Panel, Chrome



1150I NEW

1973-80 AC Vent Assembly, Center, RH



1150J NEW

1973-80 AC Vent Assembly, Outer, RH



1150E NEW

1973-87 AC Vent Assembly, LH,
w/ Housing




1150H NEW

1973-87 AC Vent, Center, LH




1150N NEW

1981-87 AC Vent Center or RH



1150G NEW

1973-87 AC Vent Adapter / Housing,
Center, LH



1150M NEW

1981-87 AC Vent Adapter / Housing, Center



1150P NEW

1981-87 AC Vent Adapter / Housing, RH



1147A

1955-59 Instrument Cluster Lens



1147B

1967-72 Instrument Cluster Lens, 3 Hole



1147C

1967-72 Instrument Cluster Lens,
w/o Tachometer, Vacuum



1147D

1967-72 Instrument Cluster Lens,
w/ Tachometer, w/o Vacuum



1147E


1967-72 Instrument Cluster Lens,
w/ Tachometer, Vacuum



CHEVY/GMC TRUCK

Cab Floor Pans & Components

1106A
1947-54 Cab Floor Panel



1106AX
1947-54 Complete Cab Floor Pan



1107C
1955-59 Complete Floor Plan



1106ARD
1960-62 Cab Floor Complete, 4 WD



1106ARC
1960-63 Cab Floor Complete, 2 WD



Cab Floor Pans & Components

1106ATC

1963-66 Cab Floor Complete




1107H

1967-72 Complete Cab Floor Panel, w/o Brace, 2 WD




1107E

1967-72 Complete Cab Floor Panel, w/ Brace, 2 WD



1107HA NEW

1969-72 Jimmy/Blazer
Cab Floor Assembly, 2 WD, Weld Through Primer




1107EC COMING SOON!

1969-72 Cab Floor Pan w/ High Hump Hole, 4 WD



1107HB NEW

1969-72 Jimmy/Blazer
Cab Floor Assembly, 4 WD w/ Floor Mount Shift
Weld Through Primer



CHEVY/GMC TRUCK

Cab Floor Pans & Components

1106AB

1947-54 Cab Floor Pan, RH

1106AC

1947-54 Cab Floor Pan, LH



1106AC

1106AB

1106AW

1967-72 Cab Floor Pan, RH

1106AY

1967-72 Cab Floor Pan, LH



1106AW

1107CA

1955-59 Cab Floor Pan, RH

1107CB

1955-59 Cab Floor Pan, LH



1107CA

1107CB

1107HC NEW

1973-87 Chevy Pu,
1973-91 Jimmy/Blazer/Suburban
Cab Floor Front Section, RH

1107HD NEW

1973-87 Chevy Pu,
1973-91 Jimmy/Blazer/Suburban
Cab Floor Front Section, LH



1107HC

1106AR

1960-62 Cab Floor Pan, RH

1106AS

1960-62 Cab Floor Pan, LH



1106AR

1107HG NEW

1973-91 Blazer/Jimmy
Cab Floor Pan Rear Section, RH

1107HH NEW

1973-91 Blazer/Jimmy
Cab Floor Pan Rear Section, LH



1107HG

1106AT

1963-66 Cab Floor Pan, RH

1106AU

1963-66 Cab Floor Pan, LH



1106AT

1107CC COMING SOON!

1955-59 Floor Seat Pan



Cab Floor Pans & Components

1106AD

1947-55 Cab Floor Front Support, RH

1106AE

1947-55 Cab Floor Front Support, LH



1106AE

1106AH

1955-59 Cab Floor Front Support, RH

1106AJ

1955-59 Cab Floor Front Support, LH



1106AH

1106AK

1960-66 Cab Floor Front Support, RH=LH




1106ALA

1967-72 Cab Floor Support Front, RH

1106ALB

1967-72 Cab Floor Support Front, LH



1106ALB

1106AL

1967-72 Cab Floor Support, RH=LH



1107HJ NEW

1973-87 Cab Floor Front Support **Reverse View**



1106AF

1947-55 Cab Floor Rear Support, RH

1106AG

1947-55 Cab Floor Rear Support, LH




1106AF

1106AM

1960-72 Cab Floor Rear Support, RH

1106AN

1960-72 Cab Floor Rear Support, LH



1106AM

CHEVY/GMC TRUCK

Cab Floor Pans & Components

1106ANA

1969-72 Blazer/Jimmy
Cab Floor Rear Support,



1106ANC NEW

1969-72 Blazer/Jimmy
Cab Floor Rear Support, RH

1106AND NEW

1969-72 Blazer/Jimmy
Cab Floor Rear Support, LH



1106ANC

1106ALD COMING SOON!

1969-72 Cab Floor Support for Bucket Seat



1107HK NEW

1973-91 Pickup/Suburban
Cab Floor Support



Reverse View



1106BE

1960-66 Cab Floor Rear Outer Section, RH

1106BF

1960-66 Cab Floor Rear Outer Section, LH



1106BE

1107HE NEW

1973-87 Chevy Pu, 1973-91 Suburban
Cab Floor Outer Section, RH

1107HF NEW

1973-87 Chevy Pu, 1973-91 Blazer/Suburban
Cab Floor Outer Section, LH



Reverse View



1107HE

1107EA NEW

1967-72 Cab Floor to Back Panel Bracket, RH

1107EB NEW

1967-72 Cab Floor to Back Panel Bracket, LH



Reverse View

1107EA

1106AO

1960-66 Cab Floor Support Brace, RH

1106AP

1960-66 Cab Floor Support Brace, LH



1106AO

Cab Floor Pans & Components

1106AQ

1967-72 Cab Floor Rear Support Brace



1106ANB

1969-72 Blazer/Jimmy
Cab Floor Support, Front



1106BA

1960-66 Outer Cab Floor / Inner Rocker, RH

1106BB

1960-66 Outer Cab Floor / Inner Rocker, LH



1106BA

1106BL

1967-72 Cab Floor Brace, RH

1106BM

1967-72 Cab Floor Brace, LH



1106BL

1106BC

1967-72 Outer Cab Floor / Inner Rocker, RH

1106BD

1967-72 Outer Cab Floor / Inner Rocker, LH



1106BC

1106ARB

1960-63 Cab Floor Lower
Hump Cover Panel



1106BG

1973-87 Cab Floor Drop-In, RH

1106BH

1973-87 Cab Floor Drop-In, LH



1106BH

1106F

1947-54 Cab Floor Battery Cover



1106G

1947-55 Transmission Shift Cover,
Column Shift



1106GA

1947-55 Transmission Shift Cover for
4 Speed



CHEVY/GMC TRUCK

Cab Floor Pans & Components

1107A
1955-59 Transmission Shift Cover for
4 Speed



1106AZ
1967-72 Transmission Cover
High Hump



1114K
1955-59 Transmission Cover,
Column Shift, Fits GMC




1206
1947-59 Crossmember Mount
w/ Hardware, V8 Engine




Bed Floor Pans

1107J
1967-72 Complete Bed Floor Pan for 6.5' Foot Bed



Bed Floor Pans


1107K
1967-72 Complete Bed Floor Pan for 8 Foot Bed



1106AA
1967-72 Floor Panel Bolt Set



1107KC
1969-72 Floor / Bed, Blazer/Jimmy



*Bed Floors
continued on next page*

CHEVY/GMC TRUCK

Bed Floor Pans

1188 NEW

1973-87 Bed Floor Panel, Shortbed, Fleetside



Reverse View



1188A COMING SOON!

1973-87 Bed Floor Panel, Longbed, Fleetside



Bed Floor Pans

1107KD COMING SOON!
1973-91 Jimmy/Blazer, Floor/Bed Pan



1107JA
1967-72 Front Floor Section of 6.5 Foot Bed




1107JB
1967-72 Rear Floor Section of 6.5 Foot Bed



1107KA
1967-72 Front Floor Section of 8 Foot Bed



1107KB
1967-72 Rear Floor Section of 8 Foot Bed



CHEVY/GMC TRUCK

Bed Floor Pans

1107WG NEW

1973-91 Jimmy/Blazer, Bed Floor Front Section



1107WE NEW

1973-91 Jimmy/Blazer
Bed Floor Rear Section, RH



1107WE


1107WF NEW

1973-91 Jimmy/Blazer
Bed Floor Rear Section, LH



1160ZL NEW

1973-91 Jimmy/Blazer
Bedside Front Lower, RH



1160ZL

1160ZM NEW

1973-91 Jimmy/Blazer
Bedside Front Lower, LH



1160ZJ NEW

1973-91 Suburban Bedside Skin Rear Lower, RH

1160ZK NEW

1973-91 Bedside Skin Rear Lower, LH, Suburban



1160ZJ

Bed Reinforcement

1107W

1947-50 Bed Rear Cross Sill



1107WA

1951-53 Bed Rear Cross Sill



Reverse View

1107WB

1954-55 Bed Rear Cross Sill



Reverse View

1107WC NEW

1954-55 Bed Cross Sill, Front/Center



1160H

1955-59 Bed Rear Cross Sill, Stepside



Bed Reinforcement

1160HB **NEW**

1955-59 Bed Cross Sill, Stepside w/ Bracket, Front/Center



1160HC **NEW**

1960-62 Bed Cross Sill, Stepside w/ Bracket, Front/Center



1160HA

1963-66 Bed Rear Cross Sill, Stepside



Reverse View

1107RA **NEW**

1967-72 Floor / Bed Rear Cross Sill, Stepside



Reverse View

1107R

1967-72 Floor / Bed Rear Cross Sill, Steel Bed, Fleetside



1107RB

1967-72 Bed Front Cross Sill, Stepside, 4 Per Truck



1107L

1967-72 Floor / Bed Front Cross Sill, Steel Bed, Fleetside



1107RD

1969-72 Jimmy/Blazer, Floor / Bed Front Cross Sill



1107RJ

1969-72 Jimmy/Blazer, Floor / Bed Rear Cross Sill



Underside View

1189C **NEW**

1973-87 Bed Floor Rear Cross Sill, Fleetside



Cross Sill continued on next page

CHEVY/GMC TRUCK

Bed Reinforcement

1189 NEW

1973-87 Bed Floor Cross Sill, Shortbed, Fleetside,
Need 3 Per Truck



1189A NEW

1973-87 Bed Floor Cross Sill, Longbed, Fleetside,
Need 5 Per Truck



1189D NEW

1973-87 Tail Pan Cross Sill



Reverse View



1189E NEW

1973-91 Tail Pan Rear Cross Sill, Jimmy/Blazer



Reverse View



1107U

1947-50 Floor / Bed Cross Braces, 3 Pcs. (For 9 Board Floor)



1107UA

1951-54 Floor / Bed Cross Braces, (For 8-Board Floor), 3 Pcs.



1107RH

1969-72 Rear Bed Floor Seat Mount, Jimmy / Blazer



1107Q

1967-72 Floor / Bed Rear Wheelhouse Cross Sill, Steel Bed Floor



1107M

1967-72 Floor / Bed Front Wheelhouse Cross Sill, Steel Bed Floor



1107N

1967-72 Floor / Bed Front Enforcement Bar Strip,
Steel Bed Floor, Long



1107P

1967-72 Floor / Bed Rear Enforcement Bar Strip,
Steel Bed Floor, Short



1107RC

1967-72 Bed Center Reinforcement Strip, Stepside



CHEVY/GMC TRUCK

Bed Reinforcement

1107RF

1969-72 Bed Floor Reinforcement Center, Jimmy / Blazer



1107RE

1969-72 Bed Center Reinforcement Center, Jimmy / Blazer



1107RG

1969-72 Bed Floor Reinforcement Rear, Jimmy / Blazer



1189B **NEW**

1973-87 Bed Floor Center Reinforcement Strip, Fleetside,
Need 3 Per Truck



1107S

1947-50 Bed Strip Kit, Stainless, 8 Pcs., Short Bed



1107T

1947-50 Bed Strip Kit, Painted, 8 Pcs.



1107SC **NEW**

1947-50 Bed Strip Kit, 8 Pcs, Longbed, Stainless




1107LB

1954-59 Bed Strip Kit, 7 Pcs., Long Bed



1107SA

1951-53 Short Bed Strip Kit, Stainless, 7 Pcs.



1107SB

1954-59 Short Bed Strip Kit, Stainless, 7 Pcs.



CHEVY/GMC TRUCK

Rocker Panels

1104E

1947-55 Rocker Panel, RH, 1st Series

1104F

1947-55 Rocker Panel, LH, 1st Series




1104R

1955-59 Rocker Panel, RH

1104S

1955-59 Rocker Panel, LH



1104A

1960-66 Rocker Panel, RH

1104B

1960-66 Rocker Panel, LH




1104C

1967-72 Rocker Panel, RH

1104D

1967-72 Rocker Panel, LH



1104DA

1973-87 Rocker Panel, RH

1104DB

1973-87 Rocker Panel, LH



1104FA

1960-72 Rocker Inner Panel, RH=LH



1104FD NEW

1973-87 Rocker Inner Backing Plate, LH, Pickup/Blazer/Jimmy/Suburban

1104FC NEW

1973-87 Rocker Inner Backing Plate, RH, Pickup/Blazer/Jimmy/Suburban



1104DE

1969-72 Rocker Panel End, RH, Blazer / Jimmy

1104DF

1969-72 Rocker Panel End, LH, Blazer / Jimmy




Rocker Box

1104DJ **NEW**

1969-72 Rocker Box, RH,
Jimmy/Blazer

1104DK **NEW**

1969-72 Rocker Box, LH,
Jimmy/Blazer



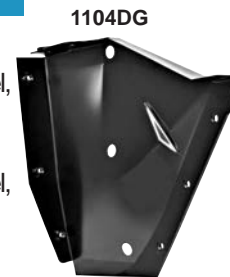
Rocker Box Reinforcement Panel

1104DG

1969-72 Rocker Box Reinforcement Panel,
RH, Jimmy / Blazer

1104DH

1969-72 Rocker Box Reinforcement Panel,
LH, Jimmy / Blazer



Roof Panels & Components


1112N

1947-53 Roof Panel, 1st Series




1112R

1967-72 Roof Panel



1112T

1973-87 Roof Panel



1112Q

1955-59 Inner Roof Panel



1112QB **NEW**

1964-66 Inner Roof Panel



1112RA

1967-72 Inner Roof Panel



Roof Panels continued on next page

CHEVY/GMC TRUCK

Roof Panels & Components

1112P

1955-59 Roof Panel Skin



1112QA

1960-66 Roof Panel Skin



1102CBA

1967-72 Front Roof Drip Rail, Center




1112RC NEW

1969-72 Roof Inner Header Panel, Jimmy / Blazer 6 Pcs.



1103DK

1955-59 Exterior Windshield Sun Visor



Underside View

1103DI COMING SOON!

1947-53 Exterior Sun Visor



1112L

1947-54 Front Roof Panel Brace, EDP Coating



1112QC NEW

1960-66 Roof Inner Brace, RH

1112QD NEW

1960-66 Roof Inner Brace, LH



1112QD

1103DJ

1955-59 Roof Front Filler Brace



1112S

1960-63 Roof to Windshield Panel



Cab Components

1106M

1947-55 Inner Rear Window Panel, 3 Window



1106J

1947-55 Outer Rear Window Panel, 3 Window



1107F

1955-59 Inner Rear Window Panel, Small Window



1107G

1955-59 Inner Rear Window Panel, Big Window



1106BP NEW

1960-66 Back Window Conversion Panel



1107GD NEW

1960-66 Cab Inner Rear Window Panel, Small Window



1107GC NEW

1964-66 Cab Inner Rear Window Panel, Big Window



1114DE NEW

1967-72 Cab Back Inner Panel, Small Window



1114DD NEW

1968-72 Cab Back Inner Panel, Big Window



CHEVY/GMC TRUCK

Cab Components

1107D

1955-59 Cab Rear Outer Panel, Large Window



1107B

1955-59 Cab Rear Outer Panel, Small Window



1107X

1955-59 Cab Inner Rear Panel, Big Window "B" Pillar



1107GA NEW

1960-66 Cab Rear Panel, Big Window



1107GB NEW

1960-66 Cab Rear Panel, Small Window



1114DB

1967 Cab Back Panel, Small Window



Cab Components

1114DA

1968-72 Cab Back Panel, Big Window, w/o Cargo Lamp



1114DC

1970-72 Cab Back Panel, Big Window, w/ Cargo Lamp Hole




1106C

1947-54 Cab Rear Lower Outer Panel



1106CB

1947-54 Cab Rear Outer Braces, 3 Pcs.



1106ALC NEW

1967-72 Cab Frame Rear Side Mount, RH=LH



1106CC

1947-54 Cab Rear Outer Cross Panel



CHEVY/GMC TRUCK

Cab Corners

1114G
1947-54 Cab Corner, Outer, RH

1114H
1947-54 Cab Corner, Outer, LH



1114G

1114FA
1947-54 Cab Corner, Inner, RH


1114FB
1947-54 Cab Corner, Inner, LH



1114FA

1114A
1955-59 Cab Corner, Outer, RH

1114B
1955-59 Cab Corner, Outer, LH



1114A

1114R
1955-59 Cab Corner, Inner, RH

1114S
1955-59 Cab Corner, Inner, LH



1114R

1114E
1967-72 Cab Corner, RH

1114F
1967-72 Cab Corner, LH



1114E

1114C
1960-66 Outer Cab Corner, RH

1114D
1960-66 Outer Cab Corner, LH



1114C

1114FE
1973-87 Inner Cab Corner, RH

1114FF
1973-87 Inner Cab Corner, LH



1114FE

1106BJ
1967-72 Cab Corner Patch Plate, RH

1106BK
1967-72 Cab Corner Patch Plate, LH



1106BJ

1114FC
1973-87 Cab Corner Patch Plate, RH

1114FD
1973-87 Cab Corner Patch Plate, LH



1114FC

1099JB
1960-66 Cab Corner Mud Guard, RH

1099KB
1960-66 Cab Corner Mud Guard, LH



1099JB

1221
1967-72 Cab Mount Kit, 38 Pieces



Door Frame Panels & Cowls

1102BE
1947-55 Front Lower Door Pillar, RH

1102BF
1947-55 Front Lower Door Pillar, LH



1102BE

1102BJ
1955-59 Front Lower Door Pillar, RH

1102BK
1955-59 Front Lower Door Pillar, LH



1102BJ

CHEVY/GMC TRUCK

Door Frame Panels & Cowl

1102BQ

1960-66 Front Lower Door Pillar, RH

1102BR

1960-66 Front Lower Door Pillar, LH



1102BQ

1102BS

1967-72 Front Lower Door Pillar, RH

1102BT

1967-72 Front Lower Door Pillar, LH



1102BS

1102BG

1947-55 Rear Lower Door Pillar, RH

1102BH

1947-55 Rear Lower Door Pillar, LH



1102BG

1102BL

1955-59 Rear Lower Door Pillar, RH

1102BM

1955-59 Rear Lower Door Pillar, LH



1102BL

1102BN

1960-66 Rear Lower Door Pillar, RH

1102BP

1960-66 Rear Lower Door Pillar, LH



1102BN

1102BU

1967-72 Rear Lower Door Pillar, RH

1102BW

1967-72 Rear Lower Door Pillar, LH



1102BU

1105XC

1955-59 Outer Door Pillar
RR Frame, RH

1105XD

1955-59 Outer Door Pillar
RR Frame, LH



1105XC

1103BL

1967-72 Door Pillar w/ Inner,
Upper & Lower, RH

1103BM

1967-72 Door Pillar w/ Inner,
Upper & Lower, LH



1103BM

1103BJ

1967-72 Door Pillar Outer, RH

1103BK

1967-72 Door Pillar Outer, LH



1103BJ

CHEVY/GMC TRUCK

Door Frame Panels & Cowls

1105XA
1955-59 "A" Pillar Frame, RH, (2 Pcs.)


1105XB
1955-59 "A" Pillar Frame, LH, (2 Pcs.)



1105XA

1103BS
1967-72 "A" Pillar Inner Panel, RH

1103BT
1967-72 "A" Pillar Inner Panel, LH



1103BT

1107Y
1955-59 Kick Panel
"A" Pillar Assembly, RH

1107Z
1955-59 Kick Panel
"A" Pillar Assembly, LH



Reverse
View

1107Y

1103DDA NEW
1964-66 Kick Panel, "A" Pillar, RH


1103DDB NEW
1964-66 Kick Panel, "A" Pillar, LH



1103DDA

1103BU NEW
1969-72 Jimmy/Blazer
"A" Pillar w/ Cowl Shoulder, RH

1103BW NEW
1969-72 Jimmy/Blazer
"A" Pillar w/ Cowl Shoulder, LH



1103BU

1103BX NEW
1969-72 Jimmy/Blazer,
"A" Pillar Outer, RH

1103BY NEW
1969-72 Jimmy/Blazer,
"A" Pillar Outer, LH



1103BX

CHEVY/GMC TRUCK

Door Frame Panels & Cowls

1103DDE **NEW**

1964-66 B Pillar, RH

1103DDF **NEW**

1964-66 B Pillar, LH



1103DDF

1103BP

1967-72 B Pillar Assy., RH



1103BQ

1967-70 B Pillar Assy., LH,
w/o Vent Hole



1103BR

1971-72 B Pillar Assy., LH,
w/ Vent Hole



1102UF **COMING SOON!**

1947-51 Door Pillar Outer Rear
Frame, RH

1102UG **COMING SOON!**

1947-51 Door Pillar Outer Rear
Frame, LH



1102UK **COMING SOON!**

1947-54 Door Pillar Upper Corner, RH

1102UL **COMING SOON!**

1947-54 Door Pillar Upper Corner, LH



CHEVY/GMC TRUCK

Door Frame Panels & Cowls

1102UB COMING SOON!
1947-54 Door Pillar Front Outer Frame, RH

1102UC COMING SOON!
1947-54 Door Pillar Front Outer Frame, LH



1102UH COMING SOON!
1952-54 Door Pillar Outer Rear Frame, RH

1102UJ COMING SOON!
1952-54 Door Pillar Outer Rear Frame, LH



1102BX
1955-59 Cowl Inner Kick Plate, RH

1102BY
1955-59 Cowl Inner Kick Plate, LH



1102BX

1102CE
1960-66 Lower Cowl Vent, RH

1102CF
1960-66 Lower Cowl Vent, LH



1102CE

1102UD COMING SOON!
1947-54 Door Pillar Outer Upper Frame, RH

1102UE COMING SOON!
1947-54 Door Pillar Outer Upper Frame, LH



1105W
1955-59 Inner Kick Panel, RH

1105X
1955-59 Inner Kick Panel, LH



1105W

1114QA NEW
1960-66 Fresh Air Vent Assembly, RH

1114QB NEW
1960-66 Fresh Air Vent Assembly, LH



1114QA

Door Frame Panels & Cowls

1106NA

1947-51 Door Frame Outer Panel, RH

1106PC

1947-51 Door Frame Outer Panel, LH

1106N

1952-54 Door Frame Outer Panel, RH

1106P

1952-54 Door Frame Outer Panel, LH



1102CC

1955-59 Lower Cowl Vent, RH

1102CD

1955-59 Lower Cowl Vent, LH



1102CG

1955-59 Outer Door Hinge Pillar Pocket, RH

1102CH

1955-59 Outer Door Hinge Pillar Pocket, LH



1102CJ

1955-59 Inner Door Hinge Pillar Pocket, RH

1102CK

1955-59 Inner Door Hinge Pillar Pocket, LH



CHEVY/GMC TRUCK

Doors & Hardware

1102SB

1947-54 Door Inner Panel, RH

1102TB

1947-54 Door Inner Panel, LH



1102TB

1102AM

1947-55 Inner Door Panel, Lower Half, (35.5" x 10.5"), RH

1102AN

1947-55 Inner Door Panel, Lower Half, (35.5" x 10.5"), LH




1102AN

1103CB

1955-59 Door Inner Panel, RH

1103DB

1955-59 Door Inner Panel, LH



1103CB

1102AR

1955-59 Inner Door Panel, Lower Half, RH

1102AS

1955-59 Inner Door Panel, Lower Half, LH



1102AR

1102AT

1960-63 Inner Door Panel, Lower Half, RH

1102AU

1960-63 Inner Door Panel, Lower Half, LH



1102AT

1102AW

1964-66 Inner Door Panel, Lower Half, RH

1102AX

1964-66 Inner Door Panel, Lower Half, LH



1102AW

1101G

1964-66 Door Inner Panel, RH

1101H

1964-66 Door Inner Panel, LH



1101G

1102A

1967-72 Door Inner Panels, Painted

1102AC

1967-72 Door Inner Panels, Chrome



1102A

1102AC

1101YA

1967-72 Inner Door Panel, Lower Half, RH

1101ZA

1967-72 Inner Door Panel, Lower Half, LH



1101YA

1103KM

1973-87 Inner Door Panel, Lower Half, RH

1103KN

1973-87 Inner Door Panel, Lower Half, LH



1103KN

1103KWA NEW

1981-87 Door Inner Panel Trim w/o Pull Straps, 2 Pcs. w/ Speed Nuts



1103KW NEW

1981-87 Door Inner Panel Trim w/ Pull Straps



Doors & Hardware

1103KX NEW

1973-76 Door Inner Panel, Black, Pair



1103KY NEW

1977-80 Door Inner Panel w/ Power Window, Black, Pair



1103KZA NEW

1981-87 Door Panel, Black Power Lock Set



CHEVY/GMC TRUCK

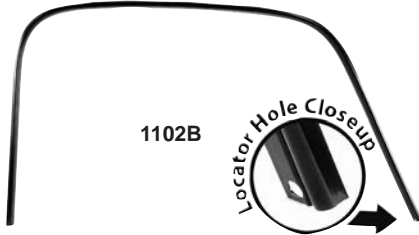
Doors & Hardware

1102B

1947-54 Drip Rail / Door Crown Trim, RH

1102C

1947-54 Drip Rail / Door Crown Trim, LH

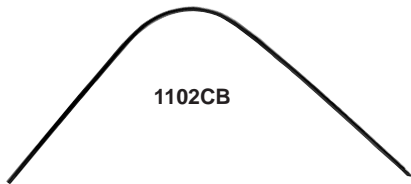


1102CA

1967-72 Drip Rail / Door Crown Trim, RH

1102CB

1967-72 Drip Rail / Door Crown Trim, LH



1101C

1947-54 Door Hinges, Upper / Lower, RH

1101D

1947-54 Door Hinges, Upper / Lower, LH




1101T

1955-59 Door Hinge, Upper, RH=LH

1101U

1955-59 Door Hinge, Lower, RH=LH



1101V

1960-66 Door Hinge, Upper / Lower, RH

1101W

1960-66 Door Hinge, Upper / Lower, LH




1102D

1967-72 Door Hinge, Upper, RH

1102E

1967-72 Door Hinge, Upper, LH



1103KP NEW

1973-87 Door Hinge Upper, RH

1103KQ NEW

1973-87 Door Hinge Upper, LH



1103KR NEW

1973-87 Door Hinge Lower, RH

1103KS NEW

1973-87 Door Hinge Lower, LH




1102F

1967-72 Door Hinge, Lower, RH

1102G

1967-72 Door Hinge, Lower, LH



1101XA NEW

1947-55 Door Upper Hinge Tension Spring, Pair



1103KSA NEW

1973-87 Door Upper Hinge Spring, RH

1103KSB NEW

1973-87 Door Upper Hinge Spring, LH



1101X NEW

1955-91 Door Hinge Pin & Bushing Set



CHEVY/GMC TRUCK

Doors & Hardware

1103L
1947-51 Door Latch, RH


1103M
1947-51 Door Latch, LH



1103L

1103Y
1952-55 Door Latch, RH

1103Z
1952-55 Door Latch, LH



1103Z

18RH
1955-59 Door Latch, RH

18LH
1955-59 Door Latch, LH



18RH

1103N
1960-63 Door Latch, RH


1103P
1960-63 Door Latch, LH



1103P

1103Q
1964-66 Door Latch, RH


1103R
1964-66 Door Latch, LH



1103Q

1103S
1967-72 Door Latch, RH

1103T
1967-72 Door Latch, LH



1103T

1102XB
1947-51 Door Latch Strikers



1102XB

1102XC
1952-63 Door Latch Strikers



1102XC

1102XG NEW
1960-66 Door Striker




1102XD
1964-66 Door Latch Strikers



1102XD

1102XE
1967-72 Door Latch Strikers



1102XE

1102XF COMING SOON!
1967-72 Door Striker Plate Brace,
Set of 2



CHEVY/GMC TRUCK


Doors & Hardware

1103TE NEW

1982-89 Door Latch Assy., RH

1103TF NEW

1982-89 Door Latch Assy., LH



1103TC NEW

1973-82 Door Latch Assy., RH

1103TD NEW

1973-82 Door Latch Assy., LH




1103SA

1967-71 Door Latch w/ Rods & Remote, RH

1103SB

1967-71 Door Latch w/ Rods & Remote, LH

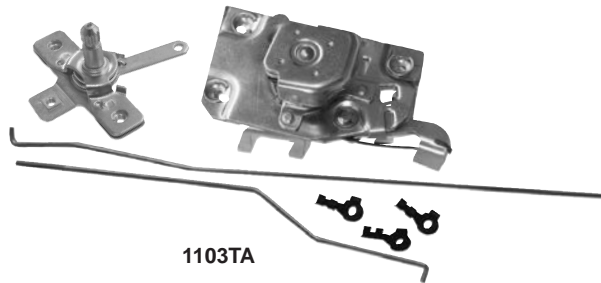


1103TA

1972 Door Latch w/ Rods & Remote, RH

1103TB

1972 Door Latch w/ Rods & Remote, LH



1102S

1947-50 Door Shell, RH

1102T

1947-50 Door Shell, LH



1102Y

1952-54 Door Shell, RH

1102Z

1952-54 Door Shell, LH



Doors & Hardware

1103CX

1955-59 Door Shell, Custom, RH,
(No Holes for Door Handle, Mirror or Lock)

1103CY

1955-59 Door Shell, Custom, LH,
(No Holes for Door Handle, Mirror or Lock)



1103DC

1964-66 Door Shell, RH

1103DD

1964-66 Door Shell, LH



1103C

1955-59 Door Shell, RH

1103D

1955-59 Door Shell, LH



1102

1967-71 Door Shell, RH

1103

1967-71 Door Shell, LH



Door Shell continued on next page

CHEVY/GMC TRUCK

Doors & Hardware

1103BE

1967-71 Door Shell w/o Handle or Door Lock Holes, RH

1103BF

1967-71 Door Shell w/o Handle or Door Lock Holes, LH



1103JD

1969-71 Blazer/Jimmy, Door Shell, RH

1103KD

1969-71 Blazer/Jimmy, Door Shell, LH



1103JB

1969-71 Suburban, Door Shell, RH

1103KB

1969-71 Suburban, Door Shell, LH



1103JE

1972 Blazer/Jimmy, Door Shell, RH

1103KE

1972 Blazer/Jimmy, Door Shell, LH



CHEVY/GMC TRUCK

Doors & Hardware

1103JC

1972 Suburban, Door Shell, RH

1103KC

1972 Suburban, Door Shell, LH



1103KF

1973-76 Door Shell, RH

1103KG

1973-76 Door Shell, LH



1103A

1972 Door Shell, RH

1103B

1972 Door Shell, LH



1103KH


1977-91 Door Shell, RH,

(Also Fits 1977-87 Blazer, Jimmy & Suburban)

1103KJ

1977-91 Door Shell, LH,

(Also Fits 1977-87 Blazer, Jimmy & Suburban)



CHEVY/GMC TRUCK

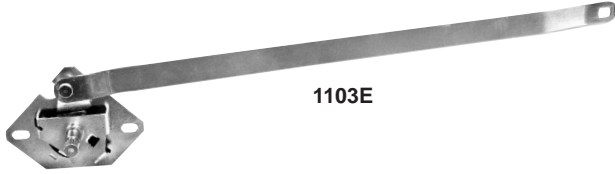
Doors & Hardware

1103E

1947-54 Door Relay, RH

1103F

1947-54 Door Relay, LH



1103E

1103G

1955-59 Door Relay, RH

1103H

1955-59 Door Relay, LH



1103H

1103IA

1960-63 Door Relay, RH

1103IB

1960-63 Door Relay, LH




1103IA

1103IC

1964-66 Door Relay, RH

1103ID

1964-66 Door Relay, LH



1103IC

1102AK

1947-55 Outer Door Skin, Lower Half, (35.5" x 10.5"), RH

1102AL

1947-55 Outer Door Skin, Lower Half, (35.5" x 10.5"), LH




1102AL

1102AP

1955-59 Outer Door Skin, Lower Half, RH

1102AQ

1955-59 Outer Door Skin, Lower Half, LH



1102AP

1102AY

1960-66 Outer Door Skin, Lower Half,
RH=LH



1102AY

1101Y

1967-72 Outer Door Skin, Lower Half,
RH

1101Z

1967-72 Outer Door Skin, Lower Half,
LH



1101Y

Doors & Hardware

1103KK

1973-87 Outer Door Skin, Lower Half, RH

1103KL

1973-87 Outer Door Skin, Lower Half, LH



1103KL

1102AH

1960-66 Door Skin, RH

1102AJ

1960-66 Door Skin, LH



1102AH

1102AF

1967-72 Door Skin, RH

1102AG

1967-72 Door Skin, LH



1102AF

1463JM

1977-81 Power Window Motor, RH

1463KM

1977-81 Power Window Motor, LH



1463KM

1103DE

1955-59 Door Upper Guide Rails for Regulator




1102AB

1967-72 Door Interior Upper Trim, Pair



1103CC

1955-59 Door Hinges Access Plates



CHEVY/GMC TRUCK

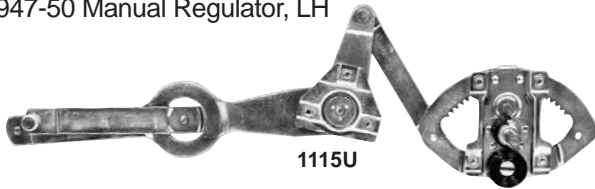
Doors & Hardware

1115T

1947-50 Manual Regulator, RH

1115U

1947-50 Manual Regulator, LH




1115U

1115W

1951-55 Manual Regulator, RH

1115X

1951-55 Manual Regulator, LH



1115X

1115C

1955-59 Manual Regulator, RH

1115D

1955-59 Manual Regulator, LH



1115C

1115A

1960-63 Manual Regulator, RH

1115B

1960-63 Manual Regulator, LH




1115A

1115P

1964-66 Manual Regulator, RH

1115Q

1964-66 Manual Regulator, LH



1115Q

1115J

1967-71 Manual Regulator, RH

1115K

1967-71 Manual Regulator, LH



1115J

1115L

1972 Manual Regulator, RH

1115M

1972 Manual Regulator, LH



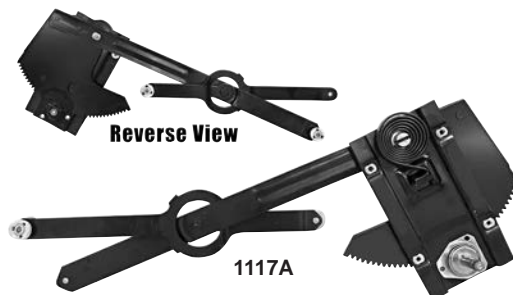
1115L

1117A NEW

1974-76 Window Regulator, RH, Manual

1117B NEW

1974-76 Window Regulator, LH, Manual



1117A


Doors & Hardware

1117E NEW

1977-81 Window Regulator, RH, Power w/o Motor

1117F NEW

1977-81 Window Regulator, LH, Power w/o Motor



1117E

1117C NEW

1977-87 Window Regulator, RH, Manual

1117D NEW

1977-87 Window Regulator, RH, Manual



Reverse View

1117C

1117G NEW

1982-87 Window Regulator, Power, RH w/o Motor

1117H NEW

1982-87 Window Regulator, Power, LH w/o Motor



Reverse View

1117G

1117J NEW

1982-91 Window Regulator, RH, Power w/ Motor

1117K NEW

1982-91 Window Regulator, LH, Power w/ Motor



Reverse View

1117J

1130E

1951-55 Vent Window Handles



1130F

1955-59 Vent Window Handles



Vent Window Handles continued on next page

CHEVY/GMC TRUCK

Door Accessories

1130G
1960-67 Vent Window Handles



1130H
1968-72 Vent Window Handles



1104QA NEW
1968-91 Vent Window Handle, RH, Chrome

1104QB NEW
1968-91 Vent Window Handle, LH, Chrome



1104QA

1131
1947-66 Window Crank Handle




M1037A
1967-76 Window Crank Handle, Black Knob



M1037B
1967-76 Window Crank Handle, Clear Knob




1104QD NEW
1982-92 Window Regulator Handle, Black



1134C
1947-87 Interior Door Handle Trim Washer, Black



1130
1947-66 Interior Door Handle



1130A
1967-72 Interior Door Handle



1103KT
1973-80 Door Handle Cup, Pair




Door Accessories

1103KTA **NEW**

1977-80 Pickup/Blazer/Jimmy/Suburban
Door Inside Handle, RH

1103KTB **NEW**

1977-80 Pickup/Blazer/Jimmy/Suburban
Door Inside Handle, LH




1103KTA

1103KTC **NEW**

1981-87 Chevy Pu,
1981-91 Suburban/Jimmy/Blazer
Door Inside Handle, Chrome, RH

1103KTD **NEW**

1981-87 Chevy Pu,
1981-91 Suburban/Jimmy/Blazer
Door Inside Handle, Chrome, LH



1103KTC

1132

1947-51 Exterior Door Handles, Pair



1133

1952-59 Exterior Door Handles, Pair



1134

1960-66 Exterior Door Handles, Pair



1134A

1967-72 Exterior Door Handles



1134B

1973-87 Exterior Door Handles



1103IE

1967-71 Door Handle Relay, RH

1103IF

1967-71 Door Handle Relay, LH




1103IF

1103IG

1972 Door Handle Relay, RH

1103IH

1972 Door Handle Relay, LH



1103IH

Bed Panels

1187DC **NEW**

1973-87 Wheel Rear Inner Panel, RH,
Fleetside

1187DD **NEW**

1973-87 Wheel Rear Inner Panel, LH,
Fleetside



1187DC

*Bed Panels
continued on next page*

CHEVY/GMC TRUCK

Bed Panels

1160QG

1960-66 Center Bed Wheel Arch Panel, RH, for Fleetside, 6 ft. Bed

1160QH

1960-66 Center Bed Wheel Arch Panel, LH, for Fleetside, 6 ft. Bed



1160QG

1184

1967-72 Center Bed Wheel Arch Panel, RH, for Fleetside, 6 ft. Bed

1185

1967-72 Center Bed Wheel Arch Panel, LH, for Fleetside, 6 ft. Bed




1184

1187C

1973-87 Rear Upper Wheel Arch Panel, RH

1187D

1973-87 Rear Upper Wheel Arch Panel, LH



1187D

1187DA NEW

1973-87 Wheel Arch Extension Panel, RH

1187DB NEW

1973-87 Wheel Arch Extension Panel, LH



1187DA

Reverse View

1160QA

1960-66 Front Bed, RH, Lower Panel Section for Fleetside, 6 ft. Bed

1160QB

1960-66 Front Bed, LH, Lower Panel Section for Fleetside, 6 ft. Bed




1160QA

1160QE

1960-66 Rear Bed, RH, Lower Panel Section for Fleetside, 6 ft. Bed

1160QF

1960-66 Rear Bed, LH, Lower Panel Section for Fleetside, 6 ft. Bed



1160QE

1160QC

1960-66 Front Bed, RH, Lower Panel Section for Fleetside, 8 ft. Bed

1160QD

1960-66 Front Bed, LH, Lower Panel Section for Fleetside, 8 ft. Bed



1160QC

1119A

1947-53 Front Bed Panel w/ 2 mm Steel



CHEVY/GMC TRUCK

Bed Panels

1119BA **NEW**

1955-59 Front Bed Panel, Cameo



1119B

1955-59 Front Bed Panel for Stepside



1119C

1958-59 Front Bed Panel for Fleetside



1119D

1960-66 Front Bed Panel for Fleetside



1119G

1960-72 Front Bed Panel for Stepside



1119E

1967-72 Front Bed Panel, Fleetside, Steel Floor



1119F

1967-72 Front Bed Panel Fleetside, Wood Floor



1119H

1973-84 Front Bed Panel



1119HA **COMING SOON!**

1985-87 Front Bed Panel, Fleetside



CHEVY/GMC TRUCK

Bed Panels

1182

1967-72 Lower Rear Bed Panel, RH

1183

1967-72 Lower Rear Bed Panel, LH



1182

1180

1967-72 Front Lower Bed Panel, RH, Modify to Fit Shortbed

1181

1967-72 Front Lower Bed Panel, LH, Modify to Fit Shortbed




1180

1187E

1973-91 Front Lower Bed Panel, RH

1187F

1973-91 Front Lower Bed Panel, LH



1187F

1160C

1947-53 Bedside for Shortbed, RH, (Open Stake Pockets)

1160D

1947-53 Bedside for Shortbed, LH, (Open Stake Pockets)



1160D

1160DA

1954 Bedside for Shortbed, RH, (Open Stake Pockets)

1160DB

1954 Bedside for Shortbed, LH, (Open Stake Pockets)



1160DA

1119J

1955-59 Bedside for Shortbed, RH

1119K

1955-59 Bedside for Shortbed, LH



1119J

1160P

1960-66 Bedside for Shortbed, Stepside, RH

1160Q

1960-66 Bedside for Shortbed, Stepside, LH



1160P

1160R

1967-72 Bedside for Shortbed, Stepside, RH

1160S

1967-72 Bedside for Shortbed, Stepside, LH



1160R

CHEVY/GMC TRUCK

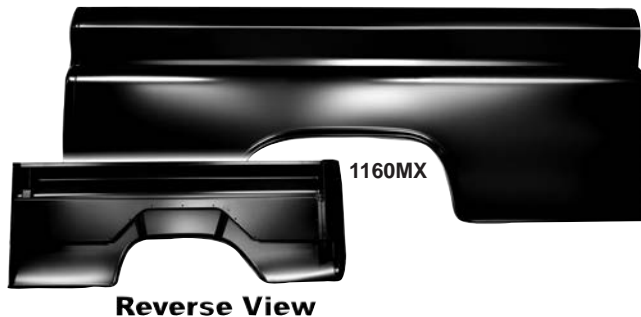
Bed Panels

1160MX

1960-66 Bedside for Shortbed, Fleetside, RH

1160MY

1960-66 Bedside for Shortbed, Fleetside, LH



1160LA

1967 Bedside, RH, 8 Ft. Fleetside

1160MA

1967 Bedside, LH, 8 Ft. Fleetside

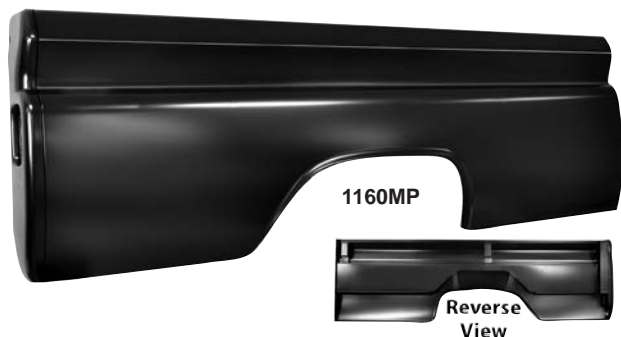


1160MP

1960-66 Bedside for Longbed, Fleetside, RH

1160MQ

1960-66 Bedside for Longbed, Fleetside, LH



1160A

1968-72 Bedside, RH, 6 Ft. Fleetside w/ Brace

1160B

1968-72 Bedside, LH, 6 Ft. Fleetside w/ Brace




1160L

1967 Bedside, RH, 6 Ft. Fleetside

1160M

1967 Bedside, LH, 6 Ft. Fleetside




1160E

1968-72 Bedside, RH, 8 Ft. Fleetside w/ Brace/Inner Fender

1160F

1968-72 Bedside, LH, 8 Ft. Fleetside w/ Brace/Inner Fender



Bedside continued on next page

CHEVY/GMC TRUCK

Bed Panels

1160T NEW

1969-72 Jimmy/Blazer, Bedside, RH


1160U NEW

1969-72 Jimmy/Blazer, Bedside, LH



1160WE NEW

1976-91 Jimmy/Blazer, Bedside, LH, No Gas Hole



1160WA COMING SOON!

1973-75 Jimmy/Blazer, Bedside, RH, Round Gas Hole

1160WD COMING SOON!

1973-75 Jimmy/Blazer, Bedside, LH, No Gas Hole



1160WC NEW

1979-91 Jimmy/Blazer, Bedside, RH, Square Gas Hole



1160WB COMING SOON!

1976-78 Jimmy/Blazer, Bedside, RH, Round Hole



1160WG NEW

1979-91 Suburban, Bedside, RH w/ Square Fuel Door



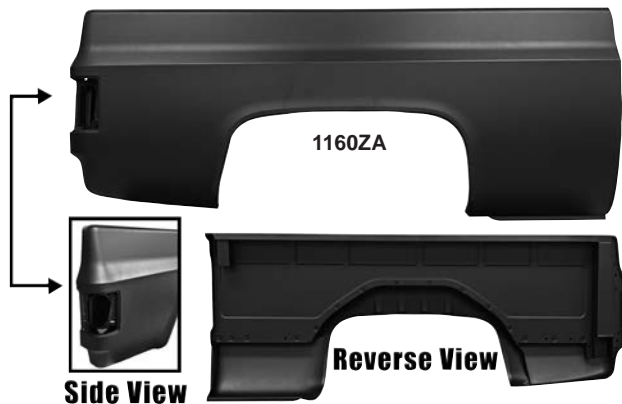
Bed Panels

1160ZA NEW

1973-78 Bedside, RH, Shortbed, Round Glass Hole

1160ZE NEW

1973-78 Bedside, LH, Shortbed, Round Glass Hole




1160ZC NEW

1981-87 Bedside, RH, Shortbed, No Hole

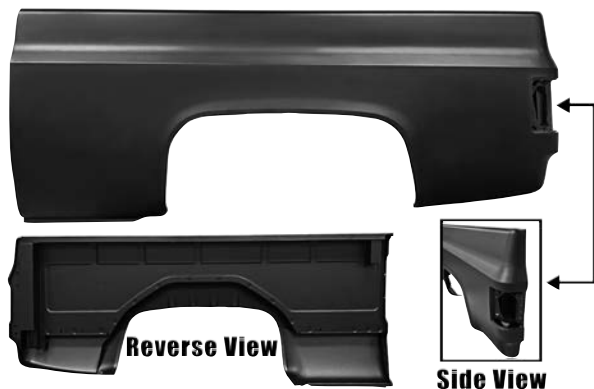
1160ZD NEW

1981-87 Bedside, LH, Shortbed, Square Gas Hole



1160ZF NEW

1973-87 Bedside, LH, Shortbed, No Hole




1160YA NEW

1973-80 Bedside, RH, Longbed, Round Hole

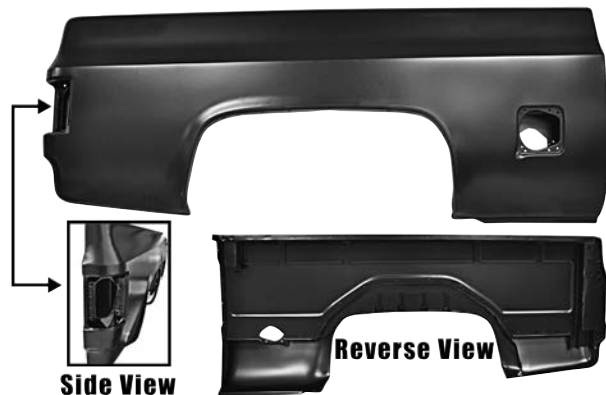
1160YD NEW

1973-80 Bedside, LH, Longbed, Round Hole



1160ZB NEW

1979-87 Bedside for Shortbed, RH, Square Gas Hole




1160YC NEW

1973-87 Bedside, RH, Longbed, No Hole

1160YF NEW

1973-87 Bedside, LH, Longbed, No Hole



Bedside continued on next page

CHEVY/GMC TRUCK

Bed Panels

1160YE **NEW**

1973-87 Bedside, LH, Longbed, Square Hole



1160YB **NEW**

1979-87 Bedside, RH, Longbed, Square Hole




1186

1973-87 Bed Rear Lower Section, RH

1187

1973-87 Bed Rear Lower Section, LH



1187A

1973-87 Rear Bed Corner, RH

1187B

1973-87 Rear Bed Corner, LH



1160QJ

1960-66 Bed Rear, RH,
Corner Section for Fleetside

1160QK

1960-66 Bed Rear, LH,
Corner Section for Fleetside



1119P **NEW**

1955-58 Front Bedside End Cap, RH,
Cameo

1119Q **NEW**

1955-58 Front Bedside End Cap, LH,
Cameo



1119L **NEW**

1955-58 Bedside Skin, RH, Cameo Only, Fiber Glass

1119M **NEW**

1955-58 Bedside Skin, LH, Cameo Only, Fiber Glass



Bed Panels

1119N NEW

1955-58 Bedside Skin Support Brace, Cameo Only Kit



11190 NEW

1955-58 Bedside / Inner Brace, 5 Pcs., RH=LH, Cameo Only



Rear Fenders

1097DA

1955-66 Rear Fender Brace, 3 Pcs.



1097HL NEW

1976-87 Fender Rear Front Brace, RH, Stepside

1097HM NEW

1976-87 Fender Rear Front Brace, LH, Stepside



1097HC COMING SOON!

1947-54 Suburban, Rear Fender, RH

1097HD COMING SOON!

1947-54 Suburban, Rear Fender, LH




1097E

1947-55 Rear Fender Stepside, RH, 1st Series

1097F

1947-55 Rear Fender Stepside, LH, 1st Series



1097C

1955-66 Rear Fender Stepside, RH

1097D

1955-66 Rear Fender Stepside, LH



Rear Fender continued on next page

CHEVY/GMC TRUCK

Rear Fenders

1097HA

1967 Rear Fender Stepside, RH

1097HB

1967 Rear Fender Stepside, LH



1097HA

1097G

1968-72 Rear Fender Stepside, RH

1097H

1968-72 Rear Fender Stepside, LH



1097H

1097HE COMING SOON!

1973-78 Rear Fender, RH, Stepside

1097HF COMING SOON!

1973-78 Rear Fender, LH, Stepside



1097HG NEW

1979-85 Chevy Pu, 1979-86 GMC, Rear Fender, RH, Stepside

1097HH NEW

1979-85 Chevy Pu, 1979-86 GMC, Rear Fender, LH, Stepside



1097HG

Reverse View

1097HK NEW

1973-87 Rear Fender Center Brace, Stepside



Running Boards

1104WC

1947-54 Running Board, Chrome, RH, Shortbed

1104XC

1947-54 Running Board, Chrome, LH, Shortbed



1104WC

1104W

1947-54 Running Board, Painted, RH, Shortbed

1104X

1947-54 Running Board, Painted, LH, Shortbed



1104W

1107JC

1947-53 Running Board to Bed Apron w/ Hardware, RH, Shortbed

1107JD

1947-53 Running Board to Bed Apron w/ Hardware, LH, Shortbed



1107JD

1107JE

1954-55 Running Board to Bed Apron w/ Hardware, RH

1107JF

1954-55 Running Board to Bed Apron w/ Hardware, LH



1107JE

1104WA

1947-54 Running Board Bracket, 3 Pcs., RH

1104XA

1947-54 Running Board Bracket, 3 Pcs., LH



1104WA

Bed Steps & Hangers

1104G

1955-59 Door Step w/ Inner Rocker, Painted, RH

1104H

1955-59 Door Step w/ Inner Rocker, Painted, LH




1104H

1104I

1955-66 Bed Step for Longbed, Painted, RH

1104J

1955-66 Bed Step for Longbed, Painted, LH



1104J

1104IC

1955-66 Bed Step for Longbed, Chrome, RH

1104JC

1955-66 Bed Step for Longbed, Chrome, LH



1104IC

1104K

1955-66 Bed Step for Shortbed, Painted, RH

1104L

1955-66 Bed Step for Shortbed, Painted, LH



1104L

1104LE

1967-72 Bed Step for Shortbed, Painted, RH

1104LF

1967-72 Bed Step for Shortbed, Painted, LH



1104LE

1104KC

1955-66 Bed Step for Shortbed, Chrome, RH

1104LC

1955-66 Bed Step for Shortbed, Chrome, LH



1104KC

1113A

1973-87 Bed Step for Stepside, RH

1113B

1973-87 Bed Step for Stepside, LH



1113B

1104LG

1967-72 Bed Step Hanger for Stepside, RH

1104LH

1967-72 Bed Step Hanger for Stepside, LH



1104LG

1104T

1955-59 Bed Step Hanger, RH

1104U

1955-59 Bed Step Hanger, LH



1104T

1104Y

1960-66 Bed Step Hanger, RH

1104Z

1960-66 Bed Step Hanger, LH



1104Y

1113C

1973-87 Bed Step Hanger for Stepside, RH

1113D

1973-87 Bed Step Hanger for Stepside, LH



1113D

CHEVY/GMC TRUCK

Tailgate

1161

1947-53 Tailgate, "Chevrolet"



1170

1954-87 Tailgate for Stepside, "Chevrolet"



1162

1947-53 Tailgate, "GMC"




1172

1954-87 Tailgate for Stepside, "GMC"



1160X

1947-53 Tailgate w/ 2 mm Steel, Unmarked



1171

1954-87 Tailgate for Stepside, Unmarked



CHEVY/GMC TRUCK

Tailgate

1171A **NEW**

1955-58 Tailgate Inner Frame, Cameo, Stepside



1166

1958-66 Tailgate w/ GMC, Fleetside



1167

1958-66 Tailgate for Fleetside, "Chevrolet"



1166A **COMING SOON!**

1958-66 Tailgate w/o GMC, Fleetside



1165

1958-66 Tailgate for Fleetside, Unmarked



1168

1967-72 Tailgate for Fleetside, "Chevrolet"



Tailgate continued on next page

CHEVY/GMC TRUCK

Tailgate

1175
1967-72 Tailgate for Fleetside, "GMC"



1169
1967-72 Tailgate for Fleetside, Unmarked



1178 NEW
1981-87 Tailgate, Fleetside



Tailgate Components

1163
1947-53 Tailgate Hinges



1163A
1947-53 Tailgate Hinges, Chrome



1172B
1954-87 Tailgate Hinge Trunnions for Stepside, Polyurethane



1165A
1958-66 Tailgate Hinge Trunnions for Fleetside



1175B
1967-72 Tailgate Hinge Trunnions for Fleetside



1172C NEW
1975-80 Tailgate Hinge Trunnion, RH



1172D NEW
1975-80 Tailgate Hinge Trunnion, LH



1172E NEW
1981-87 Tailgate Hinge Trunnion, RH Jimmy/Blazer/Pickup



1172F NEW
1981-87 Tailgate Hinge Trunnion, LH Jimmy/Blazer/Pickup



CHEVY/GMC TRUCK

Tailgate Components

1173A COMING SOON!

1955-58 Tailgate Inside Handle Assembly, RH, Cameo Only

1173B COMING SOON!

1955-58 Tailgate Inside Handle Assembly, LH, Cameo Only



1177A COMING SOON!

1978-91 Suburban/Jimmy/Blazer Tailgate Window Handle



1172G NEW

1976-87 Tailgate Link Assy., RH, Fleetside

1172H NEW

1976-87 Tailgate Link Assy., LH, Fleetside



1175C

1967-72 Tailgate Handle for Fleetside



1171B COMING SOON!

1955-58 Tailgate Outer Cover, Cameo, Fiberglass



1163B

1947-53 Tailgate Chain for Stepside, Stainless



1179B NEW

1981-87 Tailgate Handle, Chrome




1175D

1967-72 Tailgate Latches



1172A

1954-87 Tailgate Chain for Stepside, Stainless




1179C NEW

1981-87 Tailgate Handle, Black




1175E NEW

1969-72 Tailgate Support, Pair, Jimmy / Blazer



1165B

1958-66 Tailgate Chain for Fleetside, Stainless




CHEVY/GMC TRUCK

Tailgate Components


1175A

1967-72 Tailgate Hinge Assembly for Fleetside, 7 Pcs.




1179A NEW

1981-87 Tailgate Latch Assembly Kit, 9 Pcs.



1179 NEW

1981-87 Tailgate Latch Assembly Kit, 11 Pcs.




Fuel Tanks

T49

1947-48 Fuel Tank



**Hardware
Close-Up**



T50

1949-54 Galvanized Fuel Tank, 18 Gal.



T51

1955-59 Galvanized Fuel Tank, 15 Gal.



CHEVY/GMC TRUCK

Fuel Tanks

T52

1960-66 Galvanized Fuel Tank, 20 Gal.



T53

1967-72 Galvanized Fuel Tank w/o E.E.C., 20.5 Gal.




T54

1970-72 Galvanized Fuel Tank w/ E.E.C., 18 Gal.



T54A

1971-72 Galvanized Fuel Tank, w/o E.E.C., 18 Gal.



T55

1973-81 Galvanized Fuel Tank, 16 Gal.



T55B

1973-81 Blazer/Jimmy, Galvanized Fuel Tank, 25 Gal.



T55A

1973-81 Galvanized Fuel Tank, 20 Gal.
(Fits in Front of Rear Axle)



T55C

1982-87 Galvanized Fuel Tank, 16 Gal., Shortbed



Fuel Tanks continued on next page

CHEVY/GMC TRUCK

Fuel Tanks


T55D

1982-87 Galvanized Fuel Tank, 20 Gal.




T53A NEW

1969-72 Pickup/Jimmy/Blazer
Gas Tank Kit w/ Straps, Sending Unit, Gasket, Lock Ring




T61

1960-66 Fuel Sender, Stainless, 3/8"



T63

1967-71 Fuel Sender, 6 Cylinder, 5/16"



Fuel Senders


T60

1947-59 Fuel Sender, 5/16"



T62

1969-72 Fuel Sender, Suburban / Blazer



CHEVY/GMC TRUCK

Fuel Senders

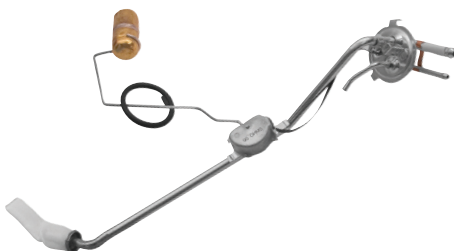
T65

1972 Fuel Sender, Stainless, Standard Transmission, 3/8"



T66

1972 Fuel Sender, Stainless, Automatic Transmission, 3/8" & 5/16"



T64

1967-71 Fuel Sender, 8 Cylinder, 3/8"



T03C

1947-76 Fuel Sending Unit Float



Fuel Tank Bracket/Strap

T60AWT

1947-54 Fuel Tank Brackets w/Straps, (Weld-Through Primer)



T55F

1949-54 Fuel Tank Straps




T55G

1955-59 Fuel Tank Straps




T55H

1960-66 Fuel Tank Straps



T55E

1973-91 Fuel Tank Straps



Fuel Tank Filler Kits

1107KE COMING SOON!

1973-91 Jimmy/Blazer Fuel Filler Neck Cover



T56

1947-54 Fuel Tank Filler Kit



T57

1955-59 Fuel Tank Filler Kit



CHEVY/GMC TRUCK

Grilles & Components

M1137D

1954-55 Chrome Grille Nose Bar,
1st Series



M1137E

1954-55 Black Grille Nose Bar,
1st Series



M1137A

1947-53 Chevy, Chrome Grille Assembly w/ Black Back

Detail Shot



M1137F

1947-54 GMC, Chrome Grille Assembly



M1138

1947-53 Chevy, Black Grille Assembly



M1137B

1954-55 Chevy, Chrome Grille Assembly, 1st Series



M1125

1955-56 Chevy, Chrome Grille



M1127

1958-59 Chrome Grille, "Chevrolet"



M1126

1957 Chevy, Chrome Grille



M1129

1964-66 Chrome Grille "Chevrolet"



CHEVY/GMC TRUCK

Grilles & Components

M1275

1967 Grille, GMC



M1276

1968-70 Chrome, Grille, GMC




M1136

1969-70 Chevy, Chrome, Grille Shell w/ Center Bar




M1138A

1969-70 Grille Insert



M1138B

1971-72 Grille Insert



M1136A

1971-72 Chrome, Grille, GMC



M1137

1971-72 Chevy, Chrome, Grille Shell w/o Center Bar



M1139 NEW

1977-79 Blazer/Suburban, 1978-79 Chevy Pu/Van
Grille, Argent



M1139A NEW

1977-79 Blazer/Suburban/Chevy Pu
Grille, Dark Argent



M1139B NEW

1977-79 Grille, Chrome



CHEVY/GMC TRUCK

Grilles & Components

M1139C NEW

1981-82 Grille, Chrome/Argent



M1139D NEW

1981-82 Blazer/Suburban/Chevy Pu
Grille, Argent



M1139E NEW

1983-84 Blazer/Suburban/Chevy Pu
Grille, Argent, Rect. Headlamp




M1139F NEW

1983-84 Blazer/Suburban/Chevy Pu
Grille, Dark Argent, Dual Light



M1139H NEW

1985-88 Chevy Pu/Jimmy
Grille, Silver, GMC Only, Single Headlamp



M1139G NEW

1985-88 Grille, Argent Single Light



M1139J NEW

1985-88 Blazer/Chevy Pu/Jimmy/Suburban
Grille, Dual Headlamp



M1139LA NEW

1989-91 Blazer/Suburban/Chevy Pu/Jimmy
Grille, Chrome/Argent, Single Lamp



CHEVY/GMC TRUCK

Grilles & Components


M1139L NEW

1989-91 Blazer/Suburban/Chevy Pu
Grille, Dark Argent, Single Lamp



M1139K NEW

1989-91 Chevy Pu/Blazer/Suburban
Grille, Chrome/Argent, Dual Headlamp




LH20

1958-66 Headlamp Buckets & Rings,
8 Pcs., GMC



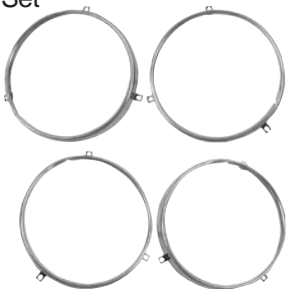
LH21A

1967-72 Headlamp Buckets & Rings,
8 Pcs., GMC



LH31

1958-61 Headlamp Retaining Rings,
4 Pcs. Set




M1016

1962-78 Headlamp Retainer Ring,
Chevy



LH84 NEW

1981-87 Headlamp Retainer Ring,
Stainless



LH10

1947-54 Headlamp Bucket
w/ Retainer Ring



LH11

1955-57 Headlamp Bucket
w/ Retainer Ring



LH14 NEW

1973-80 Head Lamp Bucket, RH=LH




LH15 NEW

1981-87 Standard Cab,
1981-88 Crew Cab
Headlamp Housing Assembly, RH

LH16 NEW

1981-87 Standard Cab,
1981-88 Crew Cab
Headlamp Housing Assembly, LH



LH15

*Headlamps
continued on next page*

CHEVY/GMC TRUCK

Grilles & Components

LH80 **NEW**

1981-87 STD Cab, 1981-88 Crew Cab
Upper Headlamp Mounting Bucket , RH

LH81 **NEW**

1981-87 STD Cab, 1981-88 Crew Cab
Upper Headlamp Mounting Bucket , LH



LH82 **NEW**

1981-87 STD Cab, 1981-88 Crew Cab
Lower Headlamp Mounting Bucket , RH

LH83 **NEW**

1981-87 STD Cab, 1981-88 Crew Cab
Lower Headlamp Mounting Bucket , LH



LH84A **NEW**

1988-99 Headlamp Mounting Bucket,
RH=LH Single Headlight



1115R

1955-57 Chrome Headlamp Bezels
w/ Seals, Pair



1115E

1958-59 Chrome Headlamp Bezels



1115S

1963 Chrome Headlamp Bezels, Pair



1115F

1964-66 Chrome Headlamp Bezels,
Pair



1115G

1967-68 Headlamp Bezels, Pair



M1138K **NEW**

1973-78 Jimmy/Blazer/Suburban
Headlamp Door, RH,
Chrome/Silver,

M1138L **NEW**

1973-78 Jimmy/Blazer/Suburban
Headlamp Door, LH,
Chrome/Silver,




1115H

1969-72 Headlamp Bezels, Chevy,
Pair



1115HA

1969-72 Headlamp Bezels, GMC



M1137G

1955 Hood Ornament Grille, for GMC,
2nd Series



M1272

1968 Eyebrow Molding, RH

M1273

1968 Eyebrow Molding, LH



Grilles & Components

M1138P NEW

1979-80 Headlamp Door, RH, Chrome, Single Rect. Lamp

M1138Q NEW

1979-80 Headlamp Door, LH, Chrome, Single Rect. Lamp



M1138M NEW

1979-80 Headlamp Door, RH, Chrome Silver, Single Round Lamp

M1138N NEW

1979-80 Headlamp Door, LH, Chrome Silver, Single Round Lamp



M1138R NEW

1981-82 Headlamp Door, RH, Chrome/Silver, Dual Rect. Lamp

M1138S NEW

1981-82 Headlamp Door, LH, Chrome/Silver, Dual Rect. Lamp



M1138T NEW

1981-82 Headlamp Door, RH, Black/Argent, Single Rect. Lamp

M1138U NEW

1981-82 Headlamp Door, LH, Black/Argent, Single Rect. Lamp



M1139M NEW

1983-84 Chevy Pu/Jimmy/Suburban/Blazer/GMC Headlamp Door, RH, Dark/Argent, Dual Rect. Lamp

M1139N NEW

1983-84 Chevy Pu/Jimmy/Suburban/Blazer/GMC Headlamp Door, LH, Dark/Argent, Dual Rect. Lamp



M1138V NEW

1983-84 Headlamp Door, RH, Silver, Single Rect. Lamp

M1138W NEW

1983-84 Headlamp Door, LH, Silver, Single Rect. Lamp



M1138X NEW

1983-84 Headlamp Door, RH, Argent, Dual Rect. Lamp

M1138Y NEW

1983-84 Headlamp Door, LH, Argent, Dual Rect. Lamp



M1139P NEW

1985-88 Headlamp Door, RH, Silver, Single Rect. Lamp

M1139Q NEW

1985-88 Headlamp Door, LH, Silver, Single Rect. Lamp



Headlamp Door continued on next page

CHEVY/GMC TRUCK

Grilles & Components

M1139R NEW

1985-88 Headlamp Door, RH, Silver, Dual Rect. Lamp



M1139S NEW

1985-88 Headlamp Door, LH, Silver, Dual Rect. Lamp

M1139V NEW

1989-91 Jimmy/Blazer/Suburban, Headlamp Door, RH, Chrome/Silver, Dual Rect. Lamp



M1139W NEW

1989-91 Jimmy/Blazer/Suburban, Headlamp Door, LH, Chrome/Silver, Dual Rect. Lamp

M1139T NEW

1989-91 Jimmy/Blazer/Suburban, Headlamp Door, RH, Chrome/Silver, Dual Rect. Lamp



M1139U NEW

1989-91 Jimmy/Blazer/Suburban, Headlamp Door, LH, Chrome/Silver, Dual Rect. Lamp

M1139X NEW

1989-91 Blazer/Suburban Headlamp Door, RH, Silver/Argent, Single Rect. Lamp



M1139Y NEW

1989-91 Blazer/Suburban Headlamp Door, LH, Silver/Argent, Single Rect. Lamp

M1276A

1967-68 Grille Vertical Support, GMC



M1276B

1969-70 Grille Vertical Support, GMC



M1138C

1967-68 Grille Vertical Support, Chevy



M1138D

1969-70 Grille Vertical Support



1121A

1958-59 Grille Support Panel



CHEVY/GMC TRUCK

Grilles & Components


1121J

1967-68 Grille Support Panel, Chevy




1121F

1947-53 Grille Support Frame, Chrome, GMC



1121FN

1947-53 Grille Support Frame, Chrome, w/o Emblem Hole



1121G

1947-54 Grille Support Frame, Painted, GMC



1096D

1955-56 Upper Grille Bar, Chevy Only



1096E

1957 Upper Grille Bar, Chevy Only



M1136B

1969-72 Grille Top Bar Molding, GMC



M1274

1967-68 Grille Surrounded w/ 14 Clips, (2 Per Truck), Chevy



M1138E

1969-72 Grille Mounting Bracket, RH

M1138F

1969-72 Grille Mounting Bracket, LH



M1136C

1969-72 Front Fender Molding, RH, GMC

M1136D

1969-72 Front Fender Molding, LH, GMC



CHEVY/GMC TRUCK

Hood Moldings

M1271

1947-52 Hood Ornament



1099N

1947-54 Hood Center Molding, Chevrolet



10990

1947-54 Hood Center Molding, GMC



M1270

1968 Hood Molding, Chevrolet



Wiper Motor Trans. Arms

1103VC

1947-53 Wiper Arm, RH

1103VD

1947-53 Wiper Arm, LH



Reverse View Closeup



1103VC

1103VE

1955-59 Wiper Arm, RH

1103VF

1955-59 Wiper Arm, LH



1103VE Reverse View Closeup



1103VG

1960-66 Wiper Arm, RH

1103VH

1960-66 Wiper Arm, LH



1103VG Reverse View Closeup



1103VJ

1967-72 Wiper Arm, RH=LH



Reverse View Closeup



1103VX

1947-53 Wiper Motor Transmission Arms



1103V

1954-55 Wiper Motor Transmission Arms w/ Hardware, 1st Series



CHEVY/GMC TRUCK

Wiper Motor Trans. Arms

1100
1960-66 Wiper Motor Transmission Arm



1106W
1967-72 Wiper Motor Transmission Arm



Grille Moldings

M1110
1973-78 Upper Grille Molding



M1111
1973-78 Lower Grille Molding



M1112
1979-80 Upper Grille Molding



M1113
1979-80 Lower Grille Molding



M1114
1981-82 Upper Grille Molding



M1115
1981-82 Lower Grille Molding



M1116
1983-88 Upper Grille Molding



M1117
1983-88 Lower Grille Molding



M1164
1981-82 Side Grille Molding, RH

M1165
1981-82 Side Grille Molding, LH



M1166
1983-87 Side Grille Molding, RH

M1167
1983-87 Side Grille Molding, LH



CHEVY/GMC TRUCK

Exterior Mirrors

1151

1947-72 Exterior Mirror Round, Black, 5 In. Ribbed Back



1151A

1947-72 Exterior Mirror Round, Chrome, 5 In. Ribbed Back



1151B

1947-72 Exterior Mirror Round, Chrome, 5 In. Smooth Back



1151C

1947-72 Exterior Mirror Round, Stainless, 5 5/8 In. Star



1151D

1947-72 Exterior Mirror Rectangle, Black



1151E

1947-72 Exterior Mirror Rectangle, Stainless



1152R

1970-72 Exterior Mirror Rectangle, Assembly, RH

1152L

1970-72 Exterior Mirror Rectangle, Assembly, LH



1152L

1152F

1973-87 Exterior Mirror, Chrome, RH=LH



1154G NEW

1992-99 Suburban, 1995-00 Tahoe, 1988-00 Chevy PU, Outside Mirror, RH, Manual

1154H NEW

1992-99 Suburban, 1995-00 Tahoe, 1988-00 Chevy PU, Outside Mirror, LH, Manual



1154H

1154J NEW

1992-99 Suburban, 1995-00 Tahoe, 1988-00 Chevy PU, Outside Mirror, RH, Power

1154K NEW

1992-99 Suburban, 1995-00 Tahoe, 1988-00 Chevy PU, Outside Mirror, LH, Power



1154K

1152FA

1973-87 Mirror Gasket, Exterior



Accessories Close-Up

CHEVY/GMC TRUCK

Exterior Mirrors Arms

1153B

1947-55 Mirror Arm, Black, RH

1153

1947-55 Mirror Arm, Black, LH



1153

1153C

1947-55 Mirror Arm, Chrome, RH

1153A

1947-55 Mirror Arm, Chrome, LH



1153C

1153J

1960-66 Mirror Arm, Black, RH

1153H

1960-66 Mirror Arm, Black, LH



1153H

1153K

1960-66 Mirror Arm, Stainless Steel, RH

1153I

1960-66 Mirror Arm, Stainless Steel, LH



1153K

1153N

1967-72 Mirror Arm, Black, RH

1153L

1967-72 Mirror Arm, Black, LH



1153L

1153P

1967-72 Mirror Arm, Stainless, RH

1153M

1967-72 Mirror Arm, Stainless, LH



1153M

Windshield Moldings

1153F

1955-59 Mirror Arm, Black, RH

1153D

1955-59 Mirror Arm, Black, LH



1153D

1153G

1955-59 Mirror Arm, Chrome, RH

1153E


1955-59 Mirror Arm, Chrome, LH



1153G

M1278

1947-53 Front Windshield Molding



M1279

1955-59 Front Windshield Mldg, w/ Clips, 4 Pcs.




Windshield Moldings continued on next page

CHEVY/GMC TRUCK

Windshield Moldings


M1280

1967-70 Front Windshield Mldg, w/ Clips, 6 Pcs.



M1281

1971-72 Front Windshield Mldg, w/ Clips, 6 Pcs.



1103U

1947-53 Windshield Vertical Center Molding, Front



1103UA

1947-53 Windshield Vertical Divider/Trim Base



M1278A **NEW**

1947-53 Windshield Center Molding Retaining Clips, Pair



Door Window Frames

1102W

1947-50 Door Window Outer Frame, RH

1102X

1947-50 Door Window Outer Frame, LH



1102XA

1947-54 Door Window Frame (Exterior), Stainless



1102SA

1947-50 Inner Door Window Frame, RH

1102TA

1947-50 Inner Door Window Frame, LH



1103CA

1955-59 Door Window Frame, RH

1103DA

1955-59 Door Window Frame, LH

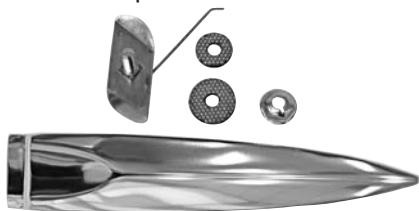


CHEVY/GMC TRUCK

Fender Moldings


M1290

1962-66 Front Fender Molding Point, RH=LH w/ Clip



M1290A

1962-66 Fender Molding w/ Clips, RH=LH



M1220

1969-72 Lower Front Fender Molding w/ Clips, Black, RH

M1221

1969-72 Lower Front Fender Molding w/ Clips, Black, LH

M1220



M1224

1969-72 Lower Rear Fender Molding w/ Clips, Black, RH

M1225

1969-72 Lower Rear Fender Molding w/ Clips, Black, LH

M1224



M1222

1969-72 Lower Front Fender Molding w/ Clips, Woodgrain, RH

M1223

1969-72 Lower Front Fender Molding w/ Clips, Woodgrain, LH



M1222

M1226

1969-72 Lower Rear Fender Molding w/ Clips, Woodgrain, RH

M1227

1969-72 Lower Rear Fender Molding w/ Clips, Woodgrain, LH



M1227

M1210

1969-72 Side Fender Molding w/ Clips, RH=LH



M1120

1973-80 Upper Fender Molding, RH

M1121

1973-80 Upper Fender Molding, LH



M1121

M1122

1973-80 Lower Fender Molding, RH

M1123

1973-80 Lower Fender Molding, LH



M1123

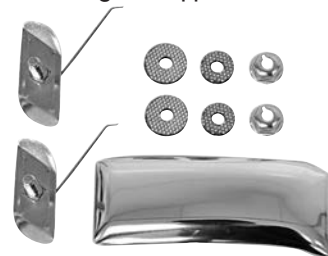
Cab Moldings

M1292

1962-66 Molding Cab Upper, RH, w/ Clips

M1292A

1962-66 Molding Cab Upper, LH, w/ Clips



M1292

M1292B

1962-66 Molding Cab Lower, RH=LH, w/ Clips



M1291 NEW

1962-66 Molding Door Upper, RH=LH, w/ Clips



M1291A

1962-66 Molding Door Lower, RH, w/ C Clips

M1291B

1962-66 Molding Door Lower, LH, w/ C Clips



M1291B

CHEVY/GMC TRUCK

Cab Moldings

M1214

1969-72 Molding Cab Corner
Upper w/ Clips, RH



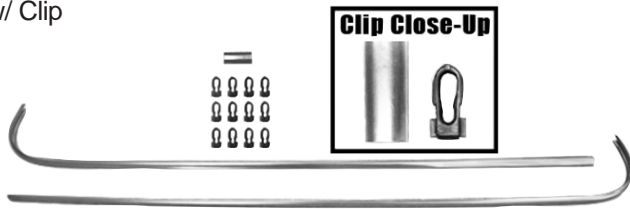
M1214

M1215

1969-72 Molding Cab Corner
Upper w/ Clips, LH

M1284 *NEW*

1967-72 Molding Cab Rear Panel
w/ Clip



M1234

1969-72 Molding Cab Corner Lower
w/ Clips, Black, RH



M1234

M1235

1969-72 Molding Cab Corner Lower
w/ Clips, Black, LH

M1236

1969-72 Molding Cab Corner Lower
w/ Clips, Wood, RH



M1237

M1237

1969-72 Molding Cab Corner Lower
w/ Clips, Wood, LH

M1174

1973-80 Upper/Lower Cab Molding



Outer Door Molding

M1212

1969-72 Upper Door Molding, Black w/ Clips, RH

M1213

1969-72 Upper Door Molding, Black w/ Clips, LH



M1212

M1230

1969-72 Lower Door Molding, Black w/ Clips, RH

M1231

1969-72 Lower Door Molding, Black w/ Clips, LH



M1230

M1232

1969-72 Lower Door Molding, Wood w/ Clips, RH

M1233

1969-72 Lower Door Molding, Wood w/ Clips, LH



M1232

M1130

1973-80 Upper Door Molding, Front, RH

M1131

1973-80 Upper Door Molding, Front, LH



M1130

M1132

1973-80 Lower Door Molding, Front, RH

M1133

1973-80 Lower Door Molding, Front, LH



M1132

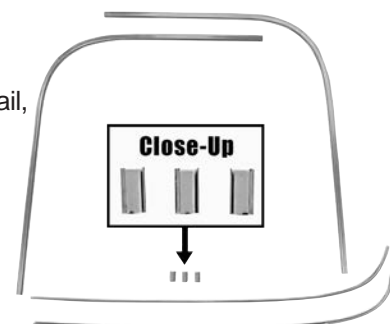
CHEVY/GMC TRUCK

Drip Rail Mldg.

1102R COMING SOON!
1947-54 Door Drip Rail Moldings, Pair



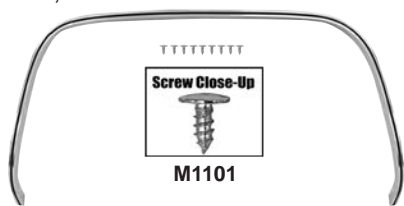
M1283 NEW
1967-72 Molding Drip Rail,
7 Pcs.



Wheel Opening Moldings

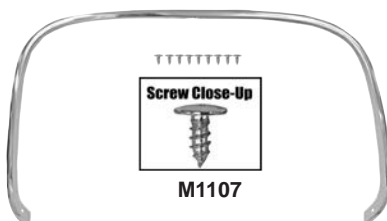
M1100
1973-80 Wheel Opening Molding,
Front, RH

M1101
1973-80 Wheel Opening Molding,
Front, LH



M1106
1988-91 Wheel Opening Molding,
Aluminum, Front, RH, Also Yukon &
1988-89 & 1992-97 Blazer

M1107
1988-91 Wheel Opening Molding,
Aluminum, Front, LH, Also Yukon &
1988-89 & 1992-97 Blazer



M1142
1988-97 Wheel Opening Molding,
Chrome, Rear, RH, Also
Yukon & 1988-89 & 1992-97 Blazer

M1143
1988-97 Wheel Opening Molding,
Chrome, Rear, LH, Also
Yukon & 1988-89 & 1992-97 Blazer



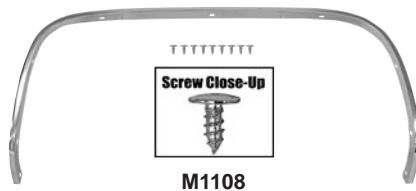
M1104
1973-87 Wheel Opening Molding,
Rear, RH

M1105
1973-87 Wheel Opening Molding,
Rear, LH



M1108
1988-91 Wheel Opening Molding,
Aluminum, Rear, RH, Also Yukon &
1988-89 & 1992-97 Blazer

M1109
1988-91 Wheel Opening Molding,
Aluminum, Rear, LH, Also Yukon &
1988-89 & 1992-97 Blazer



M1144
1988-97 Wheel Opening Molding,
Black, Front, RH, Also
Yukon & 1988-89 & 1992-97 Blazer

M1145
1988-97 Wheel Opening Molding,
Black, Front, LH, Also
Yukon & 1988-89 & 1992-97 Blazer



M1102
1981-87 Wheel Opening Molding,
Front, RH

M1103
1981-87 Wheel Opening Molding,
Front, LH



M1140
1988-97 Wheel Opening Molding,
Chrome, Front, RH, Also
Yukon & 1988-89 & 1992-97 Blazer

M1141
1988-97 Wheel Opening Molding,
Chrome, Front, LH, Also
Yukon & 1988-89 & 1992-97 Blazer



M1146
1988-97 Wheel Opening Molding,
Black, Rear, RH, Also Yukon
& 1988-89 & 1992-97 Blazer

M1147
1988-97 Wheel Opening Molding,
Black, Rear, LH, Also Yukon
& 1988-89 & 1992-97 Blazer



CHEVY/GMC TRUCK

Bed Moldings

M1293

1962-66 Molding Bed Upper, Short Bed, RH=LH, w/ Clips



M1293A

1962-66 Molding Bed Upper, Long Bed, RH=LH, w/ Clips




M1293B

1962-66 Molding Bed Lower, Short Bed, RH=LH, w/ Clips



M1293C

1962-66 Molding Bed Lower, Long Bed



M1216

1969-72 Upper Short Bed Molding, RH=LH

M1217

1969-72 Upper Long Bed Molding, RH=LH

M1240

1969-72 Lower Front Molding, Bedside, Black, Short Bed, w/ Clips, RH

M1241

1969-72 Lower Front Molding, Bedside, Black, Short Bed, w/ Clips, LH



M1241

M1254

1969-72 Lower Rear Molding, Black, Long Bed w/ Clips, RH

M1255

1969-72 Lower Rear Molding, Black, Long Bed w/ Clips, LH



M1255

M1250

1969-72 Lower Rear Bed Molding, Black, Short Bed, w/ Clips, RH

M1251

1969-72 Lower Rear Bed Molding, Black, Short Bed, w/ Clips, LH



M1250

M1242

1969-72 Lower Front Molding, Bedside, Wood, Short Bed, w/ Clips, RH

M1243

1969-72 Lower Front Molding, Bedside, Wood, Short Bed, w/ Clips, LH



M1242

M1244

1969-72 Lower Front Molding, Black, Long Bed w/ Clips, RH

M1245

1969-72 Lower Front Molding, Black, Long Bed w/ Clips, LH



M1244

M1252

1969-72 Lower Rear Bed Molding, Wood, Short Bed, w/ Clips, RH

M1253

1969-72 Lower Rear Bed Molding, Wood, Short Bed, w/ Clips, LH



M1252

CHEVY/GMC TRUCK

Bed Moldings

M1246

1969-72 Lower Front Molding, Wood, Long Bed w/ Clips, RH

M1247

1969-72 Lower Front Molding, Wood, Long Bed w/ Clips, LH



M1246

M1256

1969-72 Lower Rear Molding, Wood, Long Bed w/ Clips, RH

M1257

1969-72 Lower Rear Molding, Wood, Long Bed w/ Clips, LH



M1257

M1194

1973-80 Lower Rear Molding, RH, 6.5 Foot

M1195

1973-80 Lower Rear Molding, LH, 6.5 Foot



M1194

M1277A COMING SOON!


1957-58 Molding Bed Side, Cameo Only, 2 Upper, 2 Lower Set



R.Window Moldings

M1277

1955-59 Cab Door Molding Set, Stainless w/ Clips, 6 Pcs.



M1282

1967-72 Rear Window Moldings, Stainless, Fleetside w/ Clips, 3 Pcs.



M1282

CHEVY/GMC TRUCK

Tailgate Mldg.

M1260

1967-72 Upper Tailgate Molding, RH

M1262

1967-72 Upper Tailgate Molding, LH



M1260

M1263

1967-72 Lower Tailgate Molding (No Clips)



M1186

1973-80 Upper/Lower Tailgate Molding w/ Clips



M1182

1973-80 Lower Front Molding, RH, 8 Foot w/ Clips

M1183

1973-80 Lower Front Molding, LH, 8 Foot w/ Clips



M1182

M1184

1973-80 Lower Rear Molding, RH, 8 Foot w/ Clips

M1185

1973-80 Lower Rear Molding, LH, 8 Foot w/ Clips



M1184

M1190

1973-80 Upper Molding, RH, 6.5 Foot

M1191

1973-80 Upper Molding, LH, 6.5 Foot



M1190

M1180

1973-80 Upper Molding, RH, 8 Foot w/ Clips

M1181

1973-80 Upper Molding, LH, 8 Foot w/ Clips



M1180



M1192

1973-80 Lower Front Molding, RH, 6.5 Foot

M1193

1973-80 Lower Front Molding, LH, 6.5 Foot



M1192

Quarter Trim

M1196

1973-80 Quarter Trim, Upper, RH, Blazer/Jimmy

M1197

1973-80 Quarter Trim, Upper, LH, Blazer/Jimmy



M1196

M1198

1973-80 Quarter Trim, Lower Front, 1/2 RH, For Blazer/Jimmy

M1199

1973-80 Quarter Trim, Lower Front, 1/2 LH, For Blazer/Jimmy



M1198

CHEVY/GMC TRUCK

Emblem

EM1272

1947-53 Emblem Hood Header



EM1273

1954-55 Emblem Hood w/ Hardware



EM1274

1955 Emblem Hood w/ Hardware



EM1275

1956 Emblem Hood w/ Hardware



EM1276

1957 Emblem Hood, V8



EM1271

1947-53 Chevy Emblem, Pair



EM1277

1967-68 Emblem Hood



EM1278

1969-70 Emblem Hood



EM1280

1981-87 Emblem Dash Silverado



CHEVY/GMC TRUCK

License Panel & Components

1109M

1947-53 Front License Plate Bracket, Black



1109N

1954-55 Front License Plate Bracket, Black



1109NA

1955-57 Front License Plate Bracket



1109NB

1958-59 Front License Plate Bracket



1109P

1954-59 Rear License Plate Bracket w/ Lamp



1109Q

1960-66 Rear License Plate Bracket w/ Lamp



1109B NEW

1967-80 Fleetside, 1967-87 Stepside, Rear License Panel



LP110 COMING SOON!

1967-76 Tail Lamp Bracket, RH, Stepside, Stainless

LP111 COMING SOON!

1967-76 Tail Lamp Bracket, LH, Stepside, Stainless



CHEVY/GMC TRUCK

License Panel & Components

LF64

1964 License Plate Frames

LF71

1971 License Plate Frames

LF72

1972 License Plate Frames

WHILE SUPPLIES LAST!




Exterior Electrical & Components

LH84B NEW

1990-98 Pickup,
1992-99 Tahoe/Blazer/Suburban/Yukon
Headlamp w/ Bracket, RH

LH84C NEW

1990-98 Pickup,
1992-99 Tahoe/Blazer/Suburban/Yukon
Headlamp w/ Bracket, LH



Reverse View



LH84B

LP70

1947-54 Tail Lamp, Bullet Style, Chrome



LP71

1947-54 Tail Lamp, Bullet Style, Painted



LP17

1940-53 Tail Lamp Assembly, Black w/ Chrome, RH

LP18

1940-53 Tail Lamp Assembly, Black w/ Chrome, LH



LP17

LP19

1940-53 Tail Lamp Assembly, Chrome, RH

LP20

1940-53 Tail Lamp Assembly, Chrome, LH



LP19

Tail Lamp Assembly continued on next page

CHEVY/GMC TRUCK

Exterior Electrical & Components

LP21

1954-55 Tail Lamp Assembly, Black w/ Stainless



LP22

1954-55 Tail Lamp Assembly, Stainless



LP23

1955-59 Tail Lamp Assembly, Black w/ Stainless



LP24

1955-59 Tail Lamp Assembly, Stainless



LP29

1960-66 Tail Lamp Assembly, Black, Stepside



LP30

1960-66 Tail Lamp Assembly, Stainless, Stepside



LP61

1960-66 Tail Lamp Assembly, Fleetside



CTL6066FSR

1960-66 L.E.D. Tail Lamp Assembly, Fleetside



LP31

1967-72 Tail Lamp Assembly, Black, Stepside



LP31A

1967-72 Tail Lamp Assembly, Stainless, Stepside



LP80

1973-87 Tail Lamp Assembly, RH, w/ Trim

LP81

1973-87 Tail Lamp Assembly, LH, w/ Trim



C7033RR

1940-53 L.E.D. Tail Lamp, Stainless Housing, RH

C7033RL

1940-53 L.E.D. Tail Lamp, Stainless Housing, LH

Underside View



C7033RL

Exterior Electrical & Components

C7031RR

1940-53 L.E.D. Tail Lamp,
Black Housing, RH

C7031RL

1940-53 L.E.D. Tail Lamp,
Black Housing, LH



CTL5859LED

1958-59 L.E.D. Tail Lamp,
Fleetside



LP25

1960-66 Tail Lamp Lens, Red,
For Fleetside



CTL5459BR

1954-59 L.E.D. Tail Lamp,
Black Housing



CTL6066SR

1960-66 L.E.D. Tail Lamp,
Stainless Housing, Stepside



CTL6066FSLED

1960-66 L.E.D. Tail Lamp, Lens,
Fleetside



CTL5459SR

1954-59 L.E.D. Tail Lamp,
Stainless Housing



CTL6066BR

1960-66 L.E.D. Tail Lamp,
Black Housing, Stepside



CTL6721LED

1967-72 L.E.D. Tail Lamp,
Fleetside



CTL5459LED

1954-59 L.E.D. Tail Lamp Lens,
For Stepside




CTL6066LED

1960-66 L.E.D. Tail Lamp Lens,
Stepside



CTL6772LED

1967-72 L.E.D. Tail Lamp,
Stepside



CHEVY/GMC TRUCK

Exterior Electrical & Components


LP26

1967-72 Tail Lamp Lens, Red, Fleetside



LP27

1967-72 Tail Lamp Lens, Clear, Fleetside



LP28

1967-72 Tail Lamp Lens, Red, Suburban



LP82

1973-87 Tail Lamp Lens, RH, w/ Trim

LP83

1973-87 Tail Lamp Lens, LH, w/ Trim



LP82

LP40

1940-53 Tail Lamp Bezel, Chrome



LP41

1954-55 Tail Lamp Bezel, Chrome



LP42

1955-59 Tail Lamp Bezel, Stainless



LP43

1958-59 L.E.D. Tail Lamp Bezel, Fleetside



LP44

1960-66 Tail Lamp Bezel, Fleetside




LP45

1967-68 Tail Lamp Bezel, RH, Fleetside

LP46

1967-68 Tail Lamp Bezel, LH, Fleetside



LP45

LP47

1969-72 Tail Lamp Bezel, RH, Fleetside

LP48

1969-72 Tail Lamp Bezel, LH, Fleetside



LP47

LP28A NEW

1967-72 Tail Lens Gasket, Fleetside



CHEVY/GMC TRUCK

Exterior Electrical & Components

LP60

1960-66 Tail Lamp Housing, Fleetside




LP49

1967-72 Tail Lamp Housing, Fleetside




C606615

1960-66 Tail Lamp Wire



CPL4753A-AS

1947-53 Parking Lamp, LED, Amber, Stainless



CPL5153C

1951-53 Parking Lamp, LED, Amber
Also Fits GMC



LP01

1947-53 Parking Lamp Assembly, Amber 12V



LP02

1947-53 Parking Lamp Assembly, Amber, 6V



LP03

1947-53 Parking Lamp Assembly, Clear, 6V



LP04

1947-53 Parking Lamp Assembly, Clear, 12V



LP06

1954-55 Parking Lamp Assembly, Clear 6V



LP07

1954-55 Parking Lamp Assembly, Clear 12V



LP08

1955-57 Parking Lamp Assembly, Clear 12V



*Parking Lamp Assembly
continued on next page*

CHEVY/GMC TRUCK

Exterior Electrical & Components

LP09

1955-57 Parking Lamp Assembly, Amber 12V




LP11A NEW

1958-59 Parking Lamp Assembly, RH

LP11B NEW

1958-59 Parking Lamp Assembly, LH



LP11A

LP10

1958-59 Parking Lamp Assembly, Clear



LP11

1958-59 Parking Lamp Assembly, Amber



LP74 NEW

1973-80 Parking Lamp Assembly, RH, L.E.D. Amber

LP75 NEW

1973-80 Parking Lamp Assembly, LH, L.E.D. Amber



LP74

LP77 COMING SOON!

1973-80 Pickup, 1973-91 Suburban/Blazer/Jimmy Marker Lamp w/ Trim, Pair, Clear



LP12

1967-68 Parking Lamp Assembly, RH, Amber

LP13

1967-68 Parking Lamp Assembly, LH, Amber




LP12

LP13A

1969-70 Parking Lamp Assembly, RH, Clear

LP13B

1969-70 Parking Lamp Assembly, LH, Clear



LP13A

LP14

1971-72 Parking Lamp Assembly, RH, Amber

LP15


1971-72 Parking Lamp Assembly, LH, Amber



LP15

CPL6768A

1967-68 Parking Lamp Assembly, L.E.D., Amber




Reverse View

CPL6970AR

1969-70 Parking Lamp Assembly, L.E.D., RH, Amber

CPL6970AL

1969-70 Parking Lamp Assembly, L.E.D., LH, Amber



Reverse View

CPL6970AL

CPL6970CR

1969-70 Parking Lamp Assembly, RH, L.E.D. w/ Clear Lens

CPL6970CL

1969-70 Parking Lamp Assembly, LH, L.E.D. w/ Clear Lens




Reverse View

CPL6970CL

Exterior Electrical & Components


CPL7172A

1971-72 Parking Lamp Assembly, L.E.D. Amber



CPL7172C

1971-72 Parking Lamp Assembly, RH=LH, L.E.D.



L1156 NEW

1973-87 Cargo Lamp Lens



LP100 NEW

1983-87 Blazer/Jimmy/Suburban Park Signal Lamp, RH, Dual H/L

LP101 NEW


1983-87 Blazer/Jimmy/Suburban Park Signal Lamp, LH, Dual H/L



LP100

LP16A

1940-53 License Plate Lamp Lens, Clear



LP84 NEW

1973-87 Cargo Lamp Assembly



L1156C NEW

1973-87 Cargo Lamp Wire Harness



CPL6066A

1960-66 Parking Lamp Lens, L.E.D.



LP102 NEW

1983-88 Blazer/Jimmy/Suburban Park Signal Lamp, RH=LH, Single H/L



L1156B

1973-87 Cargo Lamp Mounting Pad



LP05D

1960-66 Parking Lamp Lens



LP103 NEW

1989-91 Blazer/Jimmy/Suburban Park Signal Lamp, RH, Dual H/L

LP104 NEW

1989-91 Blazer/Jimmy/Suburban Park Signal Lamp, LH, Dual H/L



LP103

L1156A

1973-87 Cargo Lamp Lens Gasket



C676811A

1967-68 Parking Lamp Lens, Amber



*Parking Lamp Lens
continued on next page*

CHEVY/GMC TRUCK

Exterior Electrical & Components

C697020

1969-70 Parking Lamp Lens, RH, Amber

C697021

1969-70 Parking Lamp Lens, LH, Amber



C697020

C717221

1971-72 Parking Lamp Lens, Amber



LP05B

1958-59 Parking Lamp Bezel



LP05A

1947-53 Parking Lamp Bezel



LP05

1962-66 Parking Lamp Bezel



LP05C

1960-66 Parking Lamp Housing



LP32

1960-66 Back-Up Lamp, Chrome




LP35

1967-72 Back-Up Lamp Assembly, RH, Fleetside

LP36

1967-72 Back-Up Lamp Assembly, LH, Fleetside



LP35

LP33

1967-72 Back-Up Lamp Lens, RH, Fleetside

LP34

1967-72 Back-Up Lamp Lens, LH, Fleetside



LP33

LP16

1967-87 License Plate Lamp




L1155A

1968-72 L.E.D. Front Marker Lamp, Amber



L1153B

1968-72 L.E.D. Rear Marker Lamp, Red



Exterior Electrical & Components

CML7380A

1973-80 L.E.D. Front Marker Lamp, Amber



CML7380R

1973-80 L.E.D. Rear Marker Lamp, Red



L1160 NEW

1981-87 Marker Lamp, RH w/o Chrome

L1161 NEW

1981-87 Marker Lamp, LH w/o Chrome



L1160

L1154

1968-72 Front Side Amber Marker w/o Chrome, Standard (78-84 Van)




L1153

1968-72 Rear Side Red Marker w/o Chrome, Standard (78-84 Van)




L1155

1968-72 Front Side Marker w/ Chrome, Amber



L1153A

1968-72 Rear Side Marker w/ Chrome, Red



LP79 NEW

1973-80 Pickup, 1973-91 Suburban/Blazer/Jimmy Marker Lamp w/ Trim, Red, Pair



LP78 NEW

1973-80 Pickup, 1973-91 Suburban/Blazer/Jimmy Marker Lamp w/ Trim, Amber, Pair



1190A

1947-55 Antenna, 1st Series



1190B

1955-59 Antenna



1190C

1960-62 Antenna



1190D

1963 Antenna



Antennas continued on next page

CHEVY/GMC TRUCK

Exterior Electrical & Components


1190E
1964-66 Antenna



1190F
1967-72 Antenna



1000C
1967-72 Antenna w/o Cable



Glass, Weatherstrip & Seals

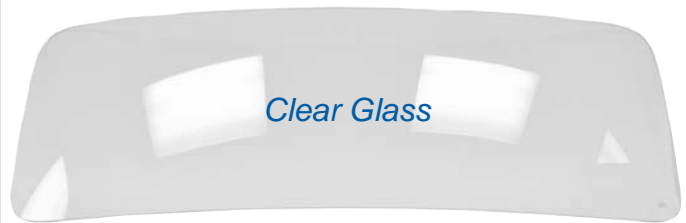
G1150
1947-50 Windshield, Clear, RH=LH



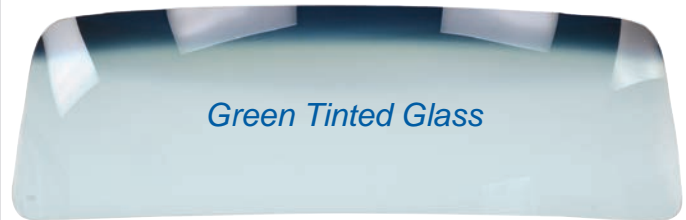
G1151
1947-50 Windshield, Green Tint, RH=LH



G1152
1954-55 Windshield, Clear, 1st Series
Truck Freight Only



G1153
1954-55 Windshield, Green Tint w/ Blue Shaded Top,
1st Series
Truck Freight Only



G1154
1955-59 Windshield, Clear
Truck Freight Only



CHEVY/GMC TRUCK

Glass, Weatherstrip & Seals

G1155

1955-59 Windshield, Green Tint with Blue Shaded Top
Truck Freight Only



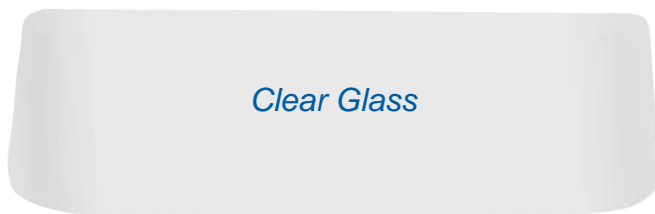
G1159

1967-72 Windshield, Green Tint w/ Blue Shaded Top
Truck Freight Only



G1156

1964-66 Windshield, Clear
Truck Freight Only



G1120

1947-50 Door Window Glass, Clear, RH=LH



G1157

1964-66 Windshield, Green Tint
Truck Freight Only



G1121

1947-50 Door Window Glass, Green Tint, RH=LH



G1158

1967-72 Windshield, Clear
Truck Freight Only



G1122

1951-55 Door Window Glass, Clear, RH=LH, 1st Series



Door Window Glass continued on next page

CHEVY/GMC TRUCK

Glass, Weatherstrip & Seals

G1123

1951-55 1st Series Door Window Glass, Green Tint, RH=LH



G1127

1960-63 Door Window Glass, Green Tint, RH=LH



G1124

1955-59 Door Window Glass, Clear, RH=LH



G1128

1964-66 Door Window Glass, Clear, RH=LH



G1125

1955-59 Door Window Glass, Green Tint, RH=LH



G1129

1964-66 Door Window Glass, Green Tint, RH=LH



G1126

1960-63 Door Window Glass, Clear, RH=LH



G1130

1967-72 Door Window Glass, Clear, RH=LH



Glass, Weatherstrip & Seals

G1131

1967-72 Door Window Glass, Green Tint, RH=LH



1103XG

1951-54 Door Window Glass w/ Lower Frame, RH

1103XH

1951-54 Door Window Glass w/ Lower Frame, LH



1103BA

1967-72 Door Window Glass w/ Lower Frame, Clear Glass, RH



1103BB

1967-72 Door Window Glass w/ Lower Frame, LH



1103BC

1967-72 Suburban, Door Window Glass w/ Lower Frame, Clear Glass, RH



1103BD

1967-72 Door Window Glass w/ Lower Frame, LH



1103XR

1960-63 Door Window Glass Assembly, RH

1103XS

1960-63 Door Window Glass Assembly, LH



1103XT

1964-66 Door Window Glass Assembly, RH

1103XU

1964-66 Door Window Glass Assembly, LH

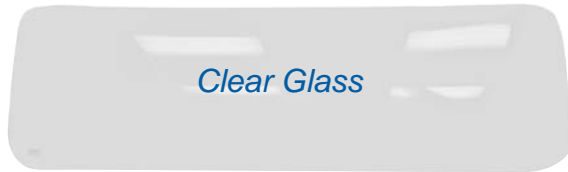


CHEVY/GMC TRUCK

Glass, Weatherstrip & Seals

G1110

1955-59 Small Rear Window, Clear



G1115

1960-66 Small Rear Window, Green Tint



G1111

1955-59 Small Rear Window, Green Tint



G1116

1960-66 Large Rear Window, Clear

Truck Freight Only



G1112

1955-59 Large Rear Window, Clear

Truck Freight Only



G1117

1960-66 Large Rear Window, Green Tint

Truck Freight Only



G1113

1955-59 Large Rear Window, Green Tint

Truck Freight Only



G1118

1967-72 Small Rear Window, Clear



G1114

1960-66 Small Rear Window, Clear



G1118A

1967-72 Small Rear Window, Tinted



CHEVY/GMC TRUCK

Glass, Weatherstrip & Seals

G1119

1968-72 Large Rear Window, Clear
Truck Freight Only



G1119A

1967-72 Large Rear Window, Tinted
Truck Freight Only



G1100

1947-55 Rear Window, Center, Clear, 1st Series



G1101

1947-55 Rear Window, Center, Green Tint, 1st Series



G1102

1947-55 Rear Window, RH Corner, Clear, 1st Series

G1103

1947-55 Rear Window, LH Corner, Clear, 1st Series



G1140

1951-55 Vent Window Glass, Clear, RH=LH, 1st Series



G1142

1955-59 Vent Window Glass, Clear, RH=LH



G1104

1947-55 Rear Window, RH Corner, Green Tint, 1st Series

G1105

1947-55 Rear Window, LH Corner, Green Tint, 1st Series



G1141

1951-55 Vent Window Glass, Green Tint, RH=LH, 1st Series



G1143

1955-59 Vent Window Glass, Green Tint, RH=LH



Vent Window Glass
continued on next page

CHEVY/GMC TRUCK

Glass, Weatherstrip & Seals

G1144

1960-63 Vent Window Glass,
Clear, RH=LH



G1145

1960-63 Vent Window Glass,
Green Tint, RH=LH



G1146

1964-66 Vent Window Glass,
Clear, RH=LH



G1147

1964-66 Vent Window Glass,
Green Tint, RH=LH



G1148

1967-72 Vent Window Glass,
Clear, RH=LH



G1149

1967-72 Vent Window Glass,
Green Tinted, RH=LH



1103WB

1951-54 Vent Window Assembly,
w/ Glass, Chrome, RH

1103WC

1951-54 Vent Window Assembly,
w/ Glass, Chrome, LH



Clear Glass

1103WC

1103WD

1951-54 Vent Window Assembly,
w/ Glass, Painted, RH

1103WE

1951-54 Vent Window Assembly,
w/ Glass, Painted, LH



1103WE

CHEVY/GMC TRUCK

Glass, Weatherstrip & Seals

1103XA

1955-59 Vent Window Assembly
w/ Glass, Chrome, 5% Tint, RH

1103XB

1955-59 Vent Window Assembly
w/ Glass, Chrome, 5% Tint, LH



Tinted Glass
1103XB

1103XL

1964-66 Vent Window Assembly
w/ Clear, RH

1103XM

1964-66 Vent Window Assembly
w/ Clear, LH



Clear Glass
1103XM

1104P

1968-72 Vent Window Assembly
w/ Clear, RH

1104Q

1968-72 Vent Window Assembly
w/ Clear, LH



Clear Glass
1104Q

1103XP

1960-63 Vent Window Assembly,
w/ Glass, Chrome, RH

1103XQ

1960-63 Vent Window Assembly
w/ Glass, Chrome, LH



Clear Glass
1103XQ

1104M

1968-72 Vent Window Assembly
w/ Tinted Glass, RH

1104N

1968-72 Vent Window Assembly
w/ Tinted Glass, LH



Tinted Glass
1104M

1103XJ

1947-50 Door Window Frame w/ Glass,
Chrome, RH

1103XK

1947-50 Door Window Frame w/ Glass,
Chrome, LH



Clear Glass
1103XJ

*Door Window Frame
continued on next page*

CHEVY/GMC TRUCK

Glass, Weatherstrip & Seals

1103XE

1947-50 Door Window Frame w/ Glass, Painted, RH

1103XF

1947-50 Door Window Frame w/ Glass, Painted, LH



1103CD

1955-59 Door Window Frame w/ Glass, Chrome, RH

1103CE

1955-59 Door Window Frame w/ Glass, Chrome, LH



1103CF

1955-59 Door Window Frame w/ Glass, Painted, RH

1103CG

1955-59 Door Window Frame w/ Glass, Painted, LH



1103DF

1951-55 Door Window Glass Track




1102AD

1967-72 Door Window Glass Track, RH

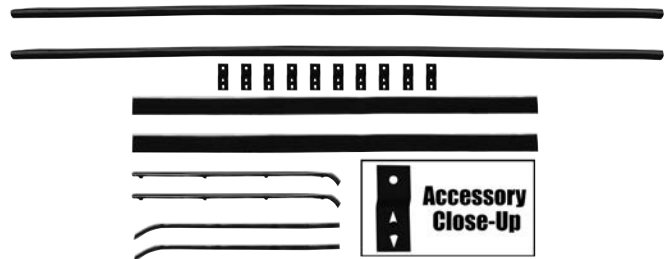
1102AE

1967-72 Door Window Glass Track, LH



1103CK

1955-59 Door Window Channel Kit w/ Clips



1103DG

1967-72 Door Window Run Channel, RH

1103DH

1967-72 Door Window Run Channel, LH



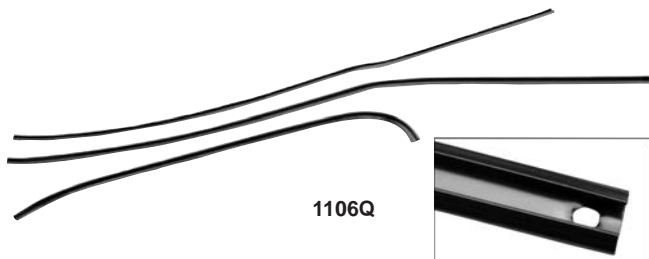
Glass, Weatherstrip & Seals

1106Q

1947-54 Door Trim Channels, RH, 3 Pcs.

1106R

1947-54 Door Trim Channels, LH, 3 Pcs.




Closeup View

1102CBB

1967-72 Roof Rail Weatherstrip Channel, RH

1102CBC

1967-72 Roof Rail Weatherstrip Channel, LH



1143L

1981-91 Door Glass Channel Run, Front, RH



1143L

1143H

1973-80 Front Door Glass Channel Sash



1103KA NEW

1969-72 Jimmy/Blazer Door Window End Cap, Pair



1102BC NEW

1967-72 Door Belt Felt Outer, RH

1102BD NEW

1967-72 Door Belt Felt Outer, LH



Reverse View

1102BC

1102BA NEW

1967-72 Door Belt Felt Inner, RH

1102BB NEW

1967-72 Door Belt Felt Inner, LH



Reverse View

1102BA

CHEVY/GMC TRUCK

Glass, Weatherstrip & Seals

1143B

1973-80 Top Weatherstrip, Front RH

1143C

1973-80 Top Weatherstrip, Front LH



1143C

1143A

1973-91 Weatherstrip (On Cab)



1143A

1143F

1973-87 Outer Weatherstrip, Front, RH
(Also Fits 1973-91 Blazer)

1143G

1973-87 Outer Weatherstrip, Front, LH
(Also Fits 1973-91 Blazer)



1143F

1143D

1973-80 Inner Weatherstrip, Front RH

1143E

1973-80 Inner Weatherstrip, Front LH



1143D

1143P

1981-92 Inner Weatherstrip, Front, RH

1143Q

1981-92 Inner Weatherstrip, Front, LH



1143P

Heating/Cooling

1100R

1947-54 Heater Box



1100S

1967-72 Evaporator Box



C677218

1968-72 Defroster Ducts, RH



Underside View

C677217

1968-72 Defroster Ducts, LH



Underside View

1119Y

1978-80 Fan Shroud, Upper / Lower, 8 Cylinder, Gas



1119YA

1981-87 Fan Shroud, Upper / Lower, 8 Cylinder, Gas



1119YB NEW

1981-87 Fan Shroud, Upper / Lower 8 Cylinder w/ AC



CHEVY/GMC TRUCK

Pedal & Shifter Components

1106 COMING SOON!
1955-57 Accelerator Pedal Assembly



1230 COMING SOON!
1967-70 Accelerator Pedal Linkage, Kit



1231 COMING SOON!
1971-72 Accelerator Pedal Linkage Kit



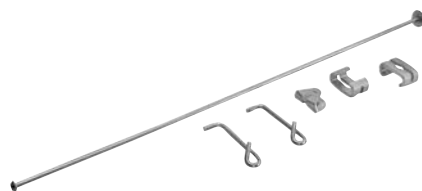
1013
1955-59 Throttle Linkage for V-8




1220
1967-72 Emergency Brake Assembly



1220A
1967-72 Emergency Brake Cable Guide, 6 Pcs.



1080
1969-72 Emergency Brake Cable



1525A NEW
1967-72 Chevy Pu
Park Brake Release Handle



1014
1966-72 Emergency Brake Equalizer



1105
1968-72 Shift Lever w/ Tilt, C-10



1014A
1969-70 Transmission Shifter Indicator
for Column Shift, Automatic Transmission



CHEVY/GMC TRUCK

Pedal & Shifter Components

1220J NEW
1967-72 Brake Pedal Support



Reverse View

1220K NEW
1967-72 Brake Pedal Assembly, Auto



1220L NEW
1967-72 Brake/Clutch Pedal Assembly



1220F
1967-72 Brake or Clutch Pedal Pad Trim,
Deluxe




K911
1967-75 Clutch Pedal Pad Trim &
1967- 81 Brake Pedal Pad Trim




3935721
1967-81 Disc Brake Pedal Pad,
4 speed



1220B
1947-55 Brake or Clutch Pedal Pad



1220C
1955-59 Brake or Clutch Pedal Pad



1220D
1960-72 Brake or Clutch Pedal Pad,
Standard



1220E
1967-72 Brake or Clutch Pedal Pad,
Deluxe




1220G
1967-70 Accelerator Pedal Pad,
Standard Interior



M1726G
1967-70 Accelerator Pedal Pad,
Deluxe

M1726H
1967-70 Accelerator Pedal Pad Trim,
Deluxe



CHEVY/GMC TRUCK

Steering Wheels

SW20

1947-53 Steering Wheel, Black



SW23

1960-66 Steering Wheel, Black



SW25

1969-72 Steering Wheel, Black



SW21

1954-56 Steering Wheel, Black



SW24

1967-68 Steering Wheel, Black



SW26

1969-72 Steering Wheel, Blue




SW22

1957-59 Steering Wheel, Black



SW12

1967-87 Steering Wheel, Three Spoke Comfort Grip



SW27

1969-72 Steering Wheel, Green



*Steering Wheels
continued on next page*

CHEVY/GMC TRUCK

Steering Wheels

SW28

1969-72 Steering Wheel, Saddle



SW30

1978-87 Steering Wheel, Standard, Accepts Large Horn Cap



SW31

1978-87 Steering Wheel, Standard, Accepts Small Horn Cap



M1336

1967-72 Steering Wheel Hub, 3 15/16" Diameter x 1 7/8" tall (Fits Comfort Grip Steering Wheel SW12)



M1337

1973-87 Steering Wheel Hub, 4 1/8" diameter x 1 3/16" Tall (Fits Comfort Grip Steering Wheel SW12)




1150D NEW

1973-87 Steering Wheel Lower Column Cover



SW32 NEW

1975-77 Steering Wheel Lower Column Cover



SW33 NEW

1981-87 Steering Wheel Lower Column Cover



SW34 NEW

1981-91 Pickup/Suburban/Blazer Upper Steering Column Cover



SA40 NEW

1973-77 Horn Cap, Black



SW41 NEW

1973-77 Horn Cap, GMC Only



SW42 NEW

1978-87 Horn Cap Standard / Large



SW43 NEW

1978-87 Horn Cap, GMC, Standard / Large



CHEVY/GMC TRUCK

Steering Wheels

SW44 NEW

1978-87 Horn Cap, Deluxe / Small



SW45 NEW

1978-87 Horn Cap, GMC, Deluxe / Small



SW46 NEW

1973-87 Horn Cap Retainer Kit



SW29


1947-66 Steering Wheel Horn Contact Pin Spring



Dash Bezels & Appliqués


1146A

1967-68 Dash Bezel, Black w/ Trim




1146C

1969-72 Dash Bezel, Black w/ Trim




1146B

1967-68 Dash Bezel, Chrome



1146D

1969-72 Dash Bezel, Chrome




1146E

1969-72 Dash Bezel, 3-Hole Black & Chrome




1146F

1969-72 Dash Bezel, 3-Hole Chrome



1146G

1967-68 Dash Bezel Appliqué, Woodgrain



1146H

1969-72 Dash Bezel Appliqué, Woodgrain




*Dash Bezels
continued on next page*

CHEVY/GMC TRUCK

Dash Bezels & Appliqués

1149E NEW

1981-87 Dash Bezel Appliqué, Aluminum



Rear View Mirrors & Brackets

1155A

1947-53 Rear View Mirror Bracket, Stainless



1155B

1954-55 Rear View Mirror Bracket



1155C

1955-59 Rear View Mirror Bracket



1155D

1960-71 Rear View Mirror Bracket



1155E

1969-71 Rear View Mirror Bracket, Chrome w/ Black Cover



1154A

1947-53 Rear View Mirror, Day / Night



1154

1947-59 Rear View Mirror, Stainless



1154B

1954-59 Rear View Mirror, Day / Night



1154C

1960-71 Rear View Mirror, Stainless



Reverse View

1154D

1960-62 Rear View Mirror, Day / Night, 10 inch



1154E

1963-65 Rear View Mirror, Day / Night, 10 Inch



911366

1966-71 Rear View Mirror, Stainless, 10 Inch



1154F

1972-92 Rear View Mirror, Day / Night




CHEVY/GMC TRUCK

Sun Visor Pad


1103DW

1947-59 Windshield Sun Visor Pad, Black



1103DX

1960-66 Windshield Sun Visor Pad, Black



1103DY

1967-72 Windshield Sun Visor Pad, Black



Sun Visor Bracket


1103DL

1947-53 Windshield Sun Visor Bracket, RH

1103DM

1947-53 Windshield Sun Visor Bracket, LH

1103DL



1103DN

1954-55 Windshield Sun Visor Bracket, RH, 1st Series

1103DP

1954-55 Windshield Sun Visor Bracket, LH, 1st Series

1103DN




1103DQ

1955-59 Windshield Sun Visor Bracket, RH

1103DR

1955-59 Windshield Sun Visor Bracket, LH

1103DQ



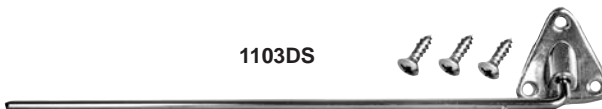
1103DS

1960-66 Windshield Sun Visor Bracket, RH

1103DT

1960-66 Windshield Sun Visor Bracket, LH


1103DS



1103DU

1967-72 Windshield Sun Visor Bracket, RH=LH

1103DU



CHEVY/GMC TRUCK

Door Trims & Arm Rests


1102H

1947-55 Door Arm Rest, Black, RH=LH, 1st Series




1102J

1955-59 Door Arm Rest, Black, RH=LH



1102K

1964-67 Door Arm Rest, Black, RH=LH



1102L

1968-71 Door Arm Rest, Black, RH=LH




1102M

1972 Door Arm Rest, RH, Black

1102N

1972 Door Arm Rest, LH, Black




1102P

1969-72 Door Arm Rest, RH, Rear, Blazer / Suburban w/ Rear Bench Seats

1102Q

1969-72 Door Arm Rest, LH, Rear, Blazer / Suburban w/ Rear Bench Seats



1102QE NEW

1981-87 Door Arm Rest, RH, Black Pickup (1981-91 Blazer, Suburban)

1102QF NEW

1981-87 Door Arm Rest, LH, Black Pickup (1981-91 Blazer, Suburban)



M1134

1973-83 Door Edge Guard, Front, RH

M1135

1973-83 Door Edge Guard, Front, LH



M1770

1967-91 Door Lock Knobs, Black, Pair



1485H

1971-72 Door Jamb Vent



21100

1955-59 Radio Speaker Cover, Chrome



Kick Panel Vent Doors

1009A

1967-72 Kick Panel Vent Door, RH

1009B

1967-72 Kick Panel Vent Door, LH



Door Sill Scuff Plates

M1119

1960-66 Door Scuff Plate



M1119A

1960-66 Door Scuff Plate For GMC



M1119B

1960-66 Door Scuff Plate w/ Bow-tie, Stainless



M1118

1967-72 Door Scuff Plate




M1118C

1967-72 Door Scuff Plate, Stainless




M1118A

1967-72 Door Scuff Plate w/ Bow-tie, Chrome, RH=LH



M1118B

1967-72 Door Scuff Plate w/ Bow-tie, Stainless, RH=LH



Seat Adjust. Handle

1105D

1955-66 Seat Adjustment Handle



CHEVY/GMC TRUCK

Seat Belts



**Seat Belts with Push Button:
6 colors to choose from**



60 Inch Belts

SB-N2PB	Seat Belt with Push Button	Black
SB-N2PG	Seat Belt with Push Button	Grey
SB-N2PT	Seat Belt with Push Button	Tan
SB-N2PN	Seat Belt with Push Button	Navy Blue
SB-N2PR	Seat Belt with Push Button	Red
SB-N2PM	Seat Belt with Push Button	Maroon



Retractable with 12 " Sleeve & 7" Boot

SB-R2PB	Seat Belt with Push Button	Black
SB-R2PG	Seat Belt with Push Button	Grey
SB-R2PT	Seat Belt with Push Button	Tan
SB-R2PN	Seat Belt with Push Button	Navy Blue
SB-R2PR	Seat Belt with Push Button	Red
SB-R2PM	Seat Belt with Push Button	Maroon



SB-90BR


SB-20FLP	20" Webbing Chrome Push Buckle Black. (Chevy Pu Bench Seat)	Black
SB-90BR	90 Degree End Bracket	



**Seat Belts with Lift Latch:
10 colors to choose from**

60 Inch Belts

SB-N2LB	Seat Belt with Lift Latch	Black
SB-N2LG	Seat Belt with Lift Latch	Grey
SB-N2LM	Seat Belt with Lift Latch	Maroon
SB-N2LN	Seat Belt with Lift Latch	Navy Blue
SB-N2LR	Seat Belt with Lift Latch	Red
SB-N2LT	Seat Belt with Lift Latch	Tan



Retractable with 12 " Sleeve & 7" Boot

SB-R2LB	Seat Belt with Lift Latch	Black
SB-R2LG	Seat Belt with Lift Latch	Grey
SB-R2LM	Seat Belt with Lift Latch	Maroon
SB-R2LN	Seat Belt with Lift Latch	Navy Blue
SB-R2LR	Seat Belt with Lift Latch	Red
SB-R2LT	Seat Belt with Lift Latch	Tan

3 Points Retractable Shoulder Belt



SB-R3LB	Retractable 3 Point Seat Belt with Chrome Latch	Black
SB-R3PB	Retractable 3 Point Seat Belt with Push Button	Black
SB-R3PG	Retractable 3 Point Seat Belt with Push Button	Grey
SB-R3PT	Retractable 3 Point Seat Belt with Push Button	Tan
SB-R3PN	Retractable 3 Point Seat Belt with Push Button	Navy Blue
SB-R3PR	Retractable 3 Point Seat Belt with Push Button	Red

Seats & Components

1105A NEW

1947-54 Seat Track Bench Seat,
Pair




1107CD NEW

1955-59 Seat Track Set




1105F

1969-70 Seat Track Bench Seat, Pair




1105E

1967-68 Seat Track / Bench Seat, Pair



1105G

1971-72 Seat Track / Bench Seat, Pair




Seats & Components continued on next page

CHEVY/GMC TRUCK

Seats & Components

1211

1947-55 Seat Spring Assembly, 2 Pc. Set



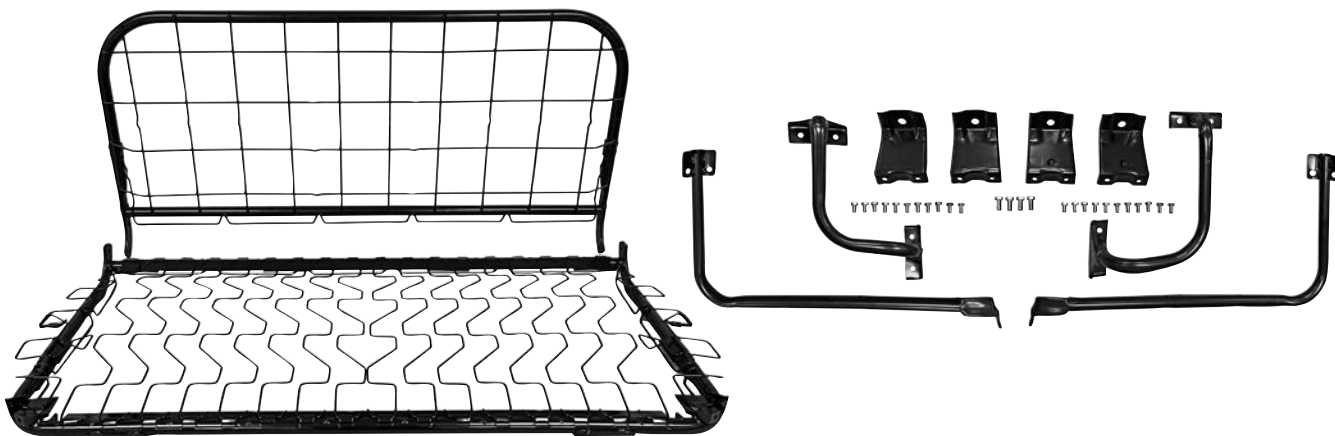
1212

1947-55 Seat Frame Assembly w/o Spring



Seats & Components

1105H NEW
1969-72 Jimmy/Blazer,
Rear Seat Frame Assembly




Horns

1010U
1955-79 Horn Set w/ Welded Brackets



1010HC
1964-72 Horn High + Low Note Chrome
Plate w/ Mounting Bracket & Hardware

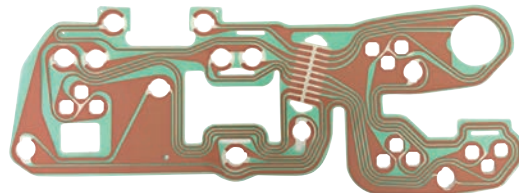


1010H
1964-72 Horn, High
1010L
1964-72 Horn, Low

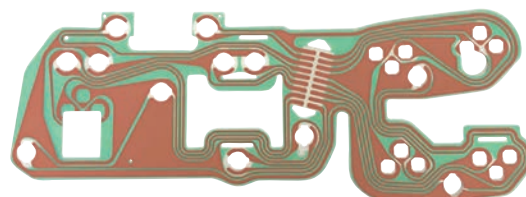


Interior Electrical

1147J NEW
1981-87 Printed Circuit w/ Gauges w/o Tachometer



1147K NEW
1981-87 Printed Circuit w/ Gauges w/ Tachometer



Interior Electrical continued on next page

CHEVY/GMC TRUCK

Interior Electrical

1149B NEW
1955-59 Cigarette Lighter




AM-BT1
Digital LCD Battery Monitor,
12 Volt Cigarette Lighter Plug




RetroSound[®]

L231
1947-54 Head Lamp Switch, 6 Volt, w/o
Fused Dome, Stop Light & Glove Box




L232
1947-54 Headlamp Switch, 6 Volt, w/
Fused Dome, Stop Light & Glove Box




L233
1947-54 Headlamp Switch, 12 Volt, w/o
Fused Dome, Stop Light & Glove Box




L234
1947-54 Headlamp Switch, 12 Volt,
w/ Fused Dome, Stoplight, Glove, Circuit



L230
1947-59 Headlamp Switch, 12 Volt




LH230 NEW
1955-56 Belair, 1955-59 Chevy Pu
Headlamp Switch




M1013C
1960-63 Headlamp Switch



M1013
1964-72 Headlamp Switch




LH01C NEW
1967-72 Headlamp Switch
w/o Parking Light



CHEVY/GMC TRUCK

Interior Electrical

LH01A NEW
1973-91 Headlamp Switch



LH01
1960-83 Headlamp Dimmer Switch



LP50
1947-55 Dome Lamp Assembly, Painted, 1st Series



LP51
1947-55 Dome Lamp Assembly, Chrome, 1st Series



LP52
1955-59 Dome Lamp Assembly, Chrome



LP53
1960-72 Dome Lamp Assembly, White Base




LP54
1960-72 Dome Lamp Assembly, Chrome Base



L236
1964-66 Wiper Switch, 2 Speed



PYU701 NEW
1978-83 Wiper Switch w/o Pulse/Intermittent Wiper



PYU700 NEW
1978-83 Wiper Switch w/ Pulse/Intermittent Wiper



L235
1947-53 Ignition Switch



1114PA NEW
1962-66 Ignition Switch



*Ignition Switch
continued on next page*

CHEVY/GMC TRUCK

Interior Electrical

LH02A NEW

1967-90 Ignition Starter Switch



PYU724 NEW

1988-89 Door Lock Switch




PYU750A NEW

1990-94 Door Window Switch, Standard



GF1085 NEW

1969-83 Ignition Switch w/o Tilt



PYU751 NEW

1988-89 Door Window Switch




PYU720 NEW

1982-91 Power Door Lock Switch



GF1086 NEW

1969-83 Ignition Switch w/ Tilt



PYU750 NEW

1990-94 Door Window Switch, Deluxe



PYU725 NEW

1990-94 Door Lock Switch, Round



CHEVY/GMC TRUCK

Interior Electrical

PYU725A NEW

1990-94 Door Lock Switch, Square



PYU265 NEW

1947-55 Dimmer Switch



G12

1950-53 Speedometer, 0-90 MPH



PYU755 NEW

2000-02 Door Master Window Switch



GME45 NEW

1962-66 Temperature Sending Switch




G20

1955-59 Speedometer



PYU775 NEW

1973-83 Jimmy/Blazer/Chevy Pu
Turn Signal Switch



G01

1947-49 Speedometer, 0-80 MPH



G30

1967-72 Speedometer




CHEVY/GMC TRUCK

Interior Electrical

G31
1967-72 Tachometer



G10
1950-53 Fuel Gauge, White Needle,
6 Volt



G32
1967-72 Fuel Gauge



G02
1947-49 Fuel Gauge, Red Needle,
6 Volt



G11
1950-53 Fuel Gauge, White Needle,
12 Volt




G05
1947-49 Oil Pressure Gauge,
Red Needle



G03
1947-49 Fuel Gauge, Red Needle,
12 Volt



G21
1955-59 Fuel Gauge



G14
1950-53 Oil Pressure Gauge,
White Needle




CHEVY/GMC TRUCK

Interior Electrical


G24
1955-59 Oil Pressure Gauge



G07
1947-49 Temperature Gauge,
Red Needle, 8 Cyl. Length Line



G22
1955-59 Temperature Gauge,
Electric



G35
1967-72 Oil Pressure Gauge



G15
1950-53 Temperature Gauge,
White Needle, 6 Cyl. Length Line



G33
1967-72 Temperature Gauge



G06
1947-49 Temperature Gauge,
Red Needle, 6 Cyl. Length Line



G16
1950-53 Temperature Gauge,
White Needle, 8 Cyl. Length Line



G13
1950-53 Battery Gauge, White Needle



CHEVY/GMC TRUCK

Interior Electrical

G34
1967-72 Ammeter Gauge



G36
1967-72 Vacuum Gauge



G04
1947-49 Amp Gauge, Red Needle



1463JM
1977-81 Power Window Motor, RH

1463KM
1977-81 Power Window Motor, LH



Magnum Alloy Wheels

FW-CAP
Magnum Wheel Cap w/ Decal, 3/4" Tall, Chrome
(For 17" rims)



Door Locks

100B
1947-51 Lock Door w/ Key



CHEVY/GMC TRUCK

Ignition Locks


158

1953-66 Ignition Lock, Non-GM, Octagonal Head Key



158A

1953-66 Ignition Lock, Original, Octagonal Head Key



100A

1967-68 Ignition Lock, Original, Octagonal Head Key



100

1967-72 Ignition Lock, Later, Square Head Key



102

1973-78 Ignition Lock, Later, Square Head Key



Ign., Door & Glove Box Kits


285

1967-68 Ignition / Door / Glove Kit, Original



284

1967-72 Ignition / Door / Glove Kit, Later



CHEVY/GMC TRUCK

Ignition & Door Kits

104A

1967-68 Ignition & Door Kit, Original, Octagonal Head Key




104

1967-72 Ignition & Door Kit, Later, Square Head Key



106

1973-78 Ignition & Door Kit, Later, Square Head Key



100C

1947-53 Glove Box Lock w/ Key



Glove Box Locks

169A

1954-72 Glove Box Lock, Original, Pear Head Key



169

1954-72 Glove Box Lock, Later, Round Head Key



CL-955

1947-72 Key-less



CL-960

1947-72 Key-less, Brushed Stainless

