

*Golden Leaf
Automotive*

FORD TRUCK

2025



Ford Truck Index

A

Arm Rest: 28
Ash Tray Cover: 27

B

Battery Tray & Components: 22, 23, 24
Bed & Bedside Wheel Arch: 60, 61
Bed Cross Sills: 62
Bed Floor Panel: 56, 57
Bed Floor Panels: 61, 62
Bedside Panels: 58, 59, 60, 61
Bumper Bracket: 5
Bumpers & Stone Deflectors: 1, 2, 3, 4

C

Cab Back Panel: 37, 38
Cab Corner: 36
Cab Floor & Components: 31, 32, 33, 34, 35, 36, 37, 38
Cab Mount: 38
Cowl Panels & Components: 25, 26
Cowl Vent Air Cover: 26

D

Dash Bezel Instrument: 27
Dash Panels & Components: 26, 27, 28
Dash Speaker Grille: 27
Decals: 70
Defrost Round Louver Vent: 27
Door Handle: 55
Door Patch: 45, 46, 47, 48, 49
Door Pillar Assembly: 48
Doors & Hardware: 45, 46, 47, 48, 49, 50, 51, 52, 53, 54, 55
Door Shell: 46, 48
Doors Hinge: 52, 53, 54
Doors Skin: 50, 51

E

Emergency Brake: 22
Engine & Components: 21
Engine Splash Shield: 21
Exterior Electrical & Components: 72, 73, 74, 75, 76

F

Fenders & Componentets: 13, 14, 15, 16, 17
Firewall & Brackets: 24, 25
Floor Cab Skirt Channel: 33

Floor Panel Assembly: 31, 32, 33

G

Gas Pedal: 22
Gas Tank Access Panel & Straps: 65, 66
Gas Tank & Fuel Sending Unit: 66, 67, 68, 69, 70
Glove Box Door: 26
Grille Bar: 5
Grille Insert: 7, 8
Grille Moldings: 8
Grille Panel: 6
Grille Panel Upper: 8
Grille & Support: 5, 6, 7, 8

H

Header Panel: 10
Headlamps & Hardware: 9
Hood: 19
Hood Air Deflector Front: 20
Hood Emblem: 20
Hood Front Molding: 20
Hood Hinge Spring: 18
Hood Latch: 20
Hood Latch Panel: 20
Hood Locking Panel: 18, 19
Hoods & Components: 17, 18, 19, 20, 21
Hoods Hinge: 17, 18, 19
Hood Trim: 21

L

License Plate Brackets: 5
Locks: 77, 78

M

Mirror Interior/ Exterior: 28, 29

O

Oil Pan: 21

R

Radiator Support: 10, 11, 12
Radiator Support Air Deflector: 10
Radio Hole Cover: 26, 27
Rear Wheelhouse: 70
Rocker Panel: 38, 39
Roll Pan: 65
Roof Back Filler Panel: 40
Roof Panel & Componentets: 39, 40
Running Board: 39

S

Seat Belts: 76
Seats & Components: 76
Splash Apron: 5
Steering Wheel: 30
Sunvisor Bracket & Componentets: 28
Sunvisor Pad: 28

T

Tailgate & Hardware: 62, 63, 64, 65
Tail Pan: 65
Transmission Cover: 31
Turn Signal Switch: 28

U

Upper Grille Panel: 8

V

Vent Windows: 42, 43
Vent Window Seals: 42

W

Wheelhouse: 70
Wheel Opening Moldings: 71, 72
Window Inner Pillar: 42
Window Regulator: 44, 45
Window Seal: 41
Window Vent Handles: 42
Windshield Frame Assembly: 41
Windshield/ Window Mldg: 71



Ford Oval and Mustang are registered trademarks owned by Ford Motor Company.

FORD PICK UP TRUCK

Bumpers & Stone Deflectors

3041

1953 Front Bumper Stone Deflector
w/o Park Lamp Hole & Frame Hole



3042

1955-56 Front Bumper Stone Deflector
w/ Park Light Hole w/o Frame Hole



3045

1967-72 Front Bumper Stone Deflector Lower



3041A

1954 Front Bumper Stone Deflector
w/o Park Lamp Hole w/ Frame Hole




3042A

1955-56 Front Bumper Stone Deflector
w/ Park Light Hole & Bumper Bracket Hole



3001A

1948-52 Front Bumper, Chrome



3002

1953-56 Front Bumper Painted w/ Bracket




3003

1953-56 Front Bumper, Painted w/o Bracket



3005

1953-56 Front Bumper, Chrome w/o Bracket



3004

1953-56 Front Bumper, Chrome w/ Bracket



Bumpers continued on next page

Sales: 866.640.1324


info@goldenleafautomotive.com

FORD PICK UP TRUCK

Bumpers & Stone Deflectors

3006A

1960 Front Bumper, Chrome (Modify to Fit 57-59)




3006

1960 Front Bumper, Painted (Modified to Fit 57-59)



3006B

1961-63 Front Bumper, Chrome



3007

1964-77 Front Bumper, Painted w/o Pad Hole
w/ License Plate Hole




3007A

1964-77 Front Bumper, Chrome w/o Pad Hole
w/ License Plate Hole



3008

1978-79 Front Bumper, Chrome



3009 NEW

1980-86 Front Bumper, Chrome w/o Impact Strip




3009C NEW

1987-91 Front Bumper, Chrome w/o Impact Strip



3009D NEW

1987-91 Front Bumper, Chrome w/ Impact Strip



3009F NEW

1992-96 Front Bumper, Chrome w/o Impact Strip, Gas
Engine



Sales: 866.640.1324

info@goldenleafautomotive.com

FORD PICK UP TRUCK

Bumpers & Stone Deflectors

3009G **NEW**

1992-96 Front Bumper, Chrome w/ Impact Strip, Gas Engine



3009H **NEW**

1992-96 Front Bumper Chrome w/ Impact Strip, Gas Engine



3001

1948-72 Rear Bumper Stepside, Chrome, F100
1973-77 Rear Bumper Stepside, Chrome, F250, 4WD



3000

1948-72 Rear Bumper Stepside, Painted, F100
1973-77 Rear Bumper Stepside, Painted, F250 4WD



3015A

1951-52 Rear Bumper Stepside, Chrome



3015B

1957-60 Rear Bumper Styleside, Chrome



3015

1964-72 Rear Bumper Styleside, Chrome



3014

1964-72 Rear Bumper Styleside, Painted



3016A

1973-79 Rear Bumper Styleside, Chrome, 2WD



3017

1980-86 Rear Bumper, Chrome



Bumpers continued on next page

Sales: 866.640.1324

info@goldenleafautomotive.com

FORD PICK UP TRUCK

Bumpers & Stone Deflectors

3046A NEW

1980-86 Front Bumper Filler



3046B NEW

1987-91 Front Bumper Filler



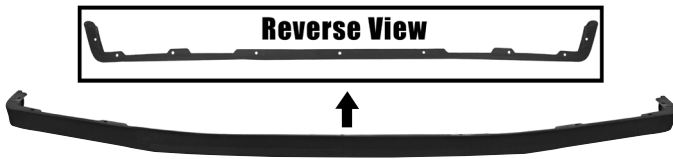
3046D NEW

1992-97 Bumper Filler



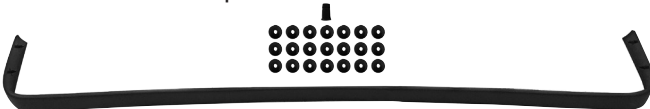
3046C NEW

1987-91 Front Bumper Spoiler, Plastic




3009EA

1987-91 Front Bumper Pad



3009J NEW

1992-96 Front Bumper Pad, Gas, Standard



3009K NEW

1992-98 Front Bumper Center Pad, Gas, XLT / Eddie Bauer




3009L NEW

1992-98 Front Bumper Outer Pad, RH, XLT / Eddie Bauer

3009M NEW

1992-98 Front Bumper Outer Pad, LH, XLT / Eddie Bauer



3009L

3025E NEW

1992-98 Bumper Mounting Arm, RH

3025F NEW

1992-98 Bumper Mounting Arm, LH



3025E

FORD PICK UP TRUCK

Bumper Bracket

3020

1948-72 Rear Bumper Bracket Set, 4 Pcs., Flareside
No Rivet w/ Hardware



3023

1964-72 Rear Bumper Bracket, Styleside




3021

1953-56 Front Bumper Bracket Set, Painted w/ Hardware

3022

1953-56 Front Bumper Bracket Set, Chrome w/ Hardware



License Plate Brackets

3024

1948-UP License Plate Rear Bracket, Black, Stepside

3024A

1948-UP License Plate Rear Bracket, Chrome, Stepside



3009N NEW

1992-96 Bumper License Bracket



Splash Apron

3040E

1951-52 Front Splash Apron



3042E

1961-66 Front Bumper Lower Apron



Grille & Support


3031

1948-50 Grille Bar, Stainless, 5 Pcs., w/o Crank Cut Hole



3031A

1948-50 Grille Bar, Stainless, 5 Pcs., w/ Crank Cut Hole

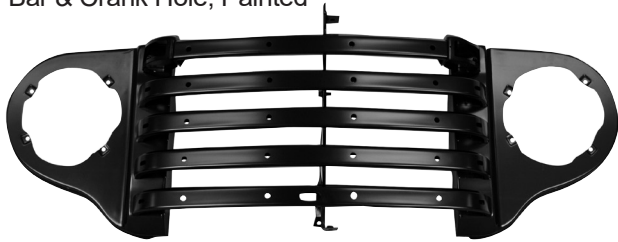


FORD PICK UP TRUCK

Grille & Support


3030

1948-50 Grille Panel w/ Park Lamp Bezel
w/ Bar & Crank Hole, Painted




3030A

1948-50 Grille Panel w/o Bar Crank Hole,
w/ Park Lamp Bezel, All Chrome



3030B

1948-50 Grille Panel Chrome Bar, Painted Housing
w/o Park & Crank Hole



3040

1948-50 Lower Header/ Grille Valance Panel,
Painted Black



3032C

1956 Grille w/ Support Bracket, Black





3032B

1956 Grille w/ Support Bracket, Chrome



3032J **NEW**

1970 Grille, Silver, Pair



3032M

1972 Grille Insert, Chrome, Pair




FORD PICK UP TRUCK

Grille & Support

3032L

1972 Grille Insert Silver, Pair




3033A

1976-77 Grille Insert, Silver / Black, RH

3033B

1976-77 Grille Insert, Silver / Black, LH



3033A


3034

1978-79 Grille, Chrome / Argent



3035

1978-79 Grille, Argent




3037G

1982-86 Grille, Argent / Black



3037K NEW

1987-88 Grille, Chrome / Silver / Black



3037J COMING SOON!

1987-88 Grille, Black



3037M NEW

1989-91 Grille, Silver/Gray



Grilles continued on next page

Sales: 866.640.1324

info@goldenleafautomotive.com

FORD PICK UP TRUCK

Grille & Support

3037L NEW

1989-91 Grille, Chrome / Silver / Black



3037

1982-86 Grille Insert, Chrome / Black



3038

1992-96 Grille, Gray



Upper Grille Panel

3044

1967-72 Upper Grille Panel, Painted



3038A NEW

1992-96 Grille, Chrome / Gray



Grille Moldings

M3720

1980-86 Upper Grille Molding



3050E NEW

1992-97 Grille Opening Header Panel, Plastic



M3721

1980-86 Lower Grille Molding



FORD PICK UP TRUCK

Headlamps & Hardware

3034A
1978-79 Door Headlamp,
Round, Argent, RH
3034B
1978-79 Door Headlamp,
Round, Argent, LH



3035A
1978-79 Door Headlamp,
Rectangle, Argent / Black, RH
3035B
1978-79 Door Headlamp,
Rectangle, Argent / Black, LH




3036A
1978-79 Door Headlamp,
Rectangle Chrome, RH
3036B
1978-79 Door Headlamp,
Rectangle Chrome, LH



3038J
1992-98 Head Lamp Door,
RH, Argent
3038K
1992-98 Head Lamp Door,
LH, Argent



3038L NEW
1992-98 Headlamp Door,
RH, Chrome / Gray
3038M NEW
1992-98 Headlamp Door,
LH, Chrome / Gray



3037A
1980-81 Door Headlamp
Chrome / Gray, RH
3037B
1980-81 Door Headlamp
Chrome / Gray, LH



3037C
1980-86 Door Headlamp
Chrome / Black, RH
3037D
1980-86 Door Headlamp
Chrome / Black, LH



3037E
1982-86 Door Headlamp
Chrome / Grey, RH
3037F
1982-86 Door Headlamp
Chrome / Grey, LH



FORD PICK UP TRUCK

Header Panel

3148A
1948-50 Header Upper Panel



3148B
1951-52 Header Upper Panel



3128
1948-50 Radiator Support



3129
1951-52 Radiator Support



Radiator Support

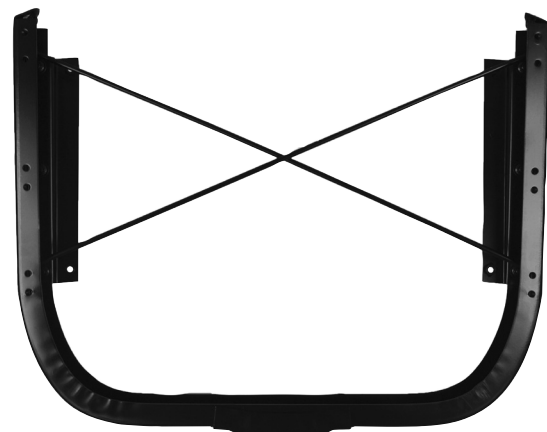
3130A
1956 Radiator Support Air Deflector, RH

3130B
1956 Radiator Support Air Deflector, LH



3130A

3130
1953-56 Radiator Support



FORD PICK UP TRUCK

Radiator Support

3133

1961-64 Radiator Support Assembly, 2WD



3135

1973-79 Radiator Support w/ 4 Mount Holes



3137

1965-66 Radiator Support



3136

1973-79 Radiator Support w/ 2 Mount Holes



3134

1967-72 Radiator Support



3138 NEW

1980-86 Radiator Support



*Radiator Support
continued on next page*

Sales: 866.640.1324


info@goldenleafautomotive.com

FORD PICK UP TRUCK

Radiator Support


3138A **NEW**

1987-91 Radiator Support, Gas



3138C **NEW**

1992-96 Radiator Support, Gas



3139 **NEW**

1980-91 Radiator Fan Shroud, 8 Cyl., Gas Engine



3139A **NEW**

1992-93 Radiator Fan Shroud, 5.0L, 5.8L, V8



3139C **NEW**

1992-98 Radiator Fan Shroud, V6, A/T



3139D **NEW**

1992-98 Radiator Fan Shroud, V6, M/T



3139B

1994-97 Radiator Fan Shroud, 8 Cyl.



FORD PICK UP TRUCK

Fenders & Components

3060
1948-50 Fender, RH

3061
1948-50 Fender, LH



3066
1961-66 Fender, Steel, RH

3067
1961-66 Fender, Steel, LH



3062
1951-52 Fender, RH

3063
1951-52 Fender, LH



3068
1967-72 Fender, RH

3069
1967-72 Fender, LH



3064
1953-56 Fender, RH

3065
1953-56 Fender, LH



3070
1973-79 Fender, RH

3071
1973-79 Fender, LH



Fenders continued on next page

Sales: 866.640.1324

info@goldenleafautomotive.com

FORD PICK UP TRUCK

Fenders & Components

3071A *NEW*

1980-86 Fender, RH

3071B *NEW*

1980-86 Fender, LH



3071A

3071C *NEW*

1987-91 Fender, RH

3071D *NEW*

1987-91 Fender, LH



3071C

3071E *NEW*

1992-97 Fender, RH

3071F *NEW*

1992-97 Fender, LH



3071E

3072

1948-50 Rear Fender, RH

3073

1948-50 Rear Fender, LH



3072

3074

1951-52 Rear Fender, RH

3075

1951-52 Rear Fender, LH



3074

3076

1953-72 Rear Fender, Stepside, RH

3077

1953-72 Rear Fender, Stepside, LH



3076

FORD PICK UP TRUCK


Fenders & Components

3082

1953-56 Inner Fender, RH

3083

1953-56 Inner Fender, LH




3084

1961-64 Inner Fender, RH

3085

1961-64 Inner Fender, LH



3086

1967-72 Inner Fender, Not Big Block, RH



3087

1967-72 Inner Fender Apron, LH



3086A

1967-72 Inner Fender, 8 Cyl., RH



3087A COMING SOON!

1973-79 Inner Fender, RH, 2WD

3087B COMING SOON!

1973-79 Inner Fender, LH, 2WD



3087C

1973-79 Inner Fender, LH 4WD



Sales: 866.640.1324

info@goldenleafautomotive.com

FORD PICK UP TRUCK

Fenders & Components

3080

1953-55 Inner Fender to Lower Cab Angle Brace, Set



3081

1956 Inner Fender to Lower Cab Angle Brace, Set



3088A

1973-86 Inner Fender Shield / Hinge Support, RH

3088B

1973-86 Inner Fender Shield / Hinge Support, LH



3088A

3087D

1987-98 Fender Liner, RH, Plastic

3087E

1987-98 Fender Liner, LH, Plastic



3087E

3081A

1948-52 Front Fender to Running Board Filler Brace Set, Painted Silver




3061A

1948-50 Lower Fender Splash Apron, RH

3061B

1948-50 Lower Fender Splash Apron, LH



3061A

FORD PICK UP TRUCK

Fenders & Components

3063A **NEW**

1951-52 Lower Fender Splash Apron, RH

3063B **NEW**

1951-52 Lower Fender Splash Apron, LH



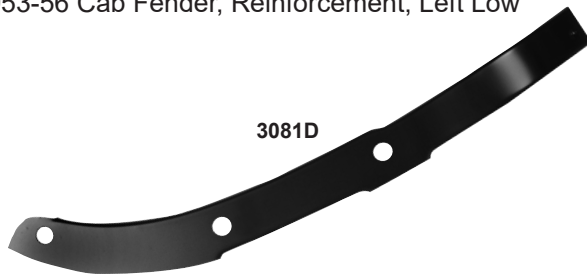
3063B

3081D

1953-56 Cab Fender Reinforcement, Right Low

3081E

1953-56 Cab Fender, Reinforcement, Left Low



3081D

3081C

1953-56 Right Upper Fender Cowl Mounting Bracket

3081B

1953-56 Left Upper Fender Cowl Mounting Bracket



3081C

Hoods & Components

3051E

1948-52 Hood Hinge, RH

3051F

1948-52 Hood Hinge, LH




3051E

3052A

1953-55 Hood Hinge Assembly, RH

3052B

1953-55 Hood Hinge Assembly, LH



3052A

3053A

1956 Hood Hinge Assembly, RH

3053B

1956 Hood Hinge Assembly, LH



3053A

FORD PICK UP TRUCK

Hoods & Components

3054

1961-66 Hood Hinge Set, RH & LH



3051G

1948-52 Hood Hinge Outer Plate, RH

3051H

1948-52 Hood Hinge Outer Plate, LH



3051G

3055A NEW

1992-98 Hood Hinge, RH

3055B NEW


1992-98 Hood Hinge, LH



3055A

3052C

1953-56 Hood Hinge Spring



3054A NEW

1967-72 Hood Hinge, RH w/ Spring

3054B NEW

1967-72 Hood Hinge, LH w/ Spring



3054B

3131B

1951-52 Hood Locking Panel



Hoods & Components

3131
1953-56 Hood Locking Panel



3048
1953-56 Hood




Reverse View

3049 NEW
1967-72 Hood



Reverse View


3050
1973-79 Hood



3050A NEW
1980-86 Hood



3050B NEW
1987-91 Hood



Hoods continued on next page

FORD PICK UP TRUCK

Hoods & Components

3050C NEW
1992-98 Hood



3131C
1948-52 Front Hood Air Deflector



3049A NEW
1967-72 Hood Bumper, Pair




M3051
1948-50 Hood Front Molding, Pair




3130C
1948-50 Hood Latch Plate Assembly



3131A
1948-50 Hood Latch Panel



3131F NEW
1967-72 Hood Latch Assembly



3050D NEW
1987-98 Hood Latch



M3053
1953-56 Hood Emblem w/ Gasket Hardware



FORD PICK UP TRUCK

Hoods & Components

M3050

1948-50 Hood Side Trim, 4 Pcs., Stainless



M3052

1948-50 Hood Trim & Handle Kit w/ Spring Installation Hardware



3059F *NEW*

1980-82 Oil Pan, V6, 4.9L



3059D

1981-87 Oil Pan, V8, 5.8L



Engine & Components

3057D

1948-52 Engine Splash Shield



3059C

1965-79 Oil Pan, 6 Cyl.



3059G *NEW*

1983-96 Oil Pan, I6, 4.9L



3059E *NEW*

1988-97 Oil Pan, V8, 5.8L



FORD PICK UP TRUCK

Gas Pedal

3059A
1967-72 Gas Pedal



Emergency Brake

3059
1967-72 Emergency Brake Assy



Battery Tray & Components

M3537A
1973-89 Battery "J" Bolt Kit



3090A
1948-52 Battery Tray, 6 Cyl.



3090B
1948-52 Battery Tray, V8



3091
1954-55 Battery Tray Assembly



3092
1956-60 Battery Tray Assembly



Battery Tray & Components

3094
1965-72 Battery Tray (Also Fits 1978-79 Bronco)



3097 NEW
1987-96 Battery Tray, RH, Gas Engine



3096
1967-79 Battery Tray



M3537
1965-72 Battery Hold Down (Top Clamp)



3097A NEW
1987-96 Auxiliary Battery Tray w/ Brace, Diesel, LH



3095B NEW
1973-79 Battery Hold Down



FORD PICK UP TRUCK

Battery Tray & Components


3093
1953-55 Battery Hole Cover Locking, Short,
Painted Black




3092A
1956 Battery Hole Cover, Painted Black



3090
1948-52 Battery Hold Down




3095
1957-64 Battery Hold Down

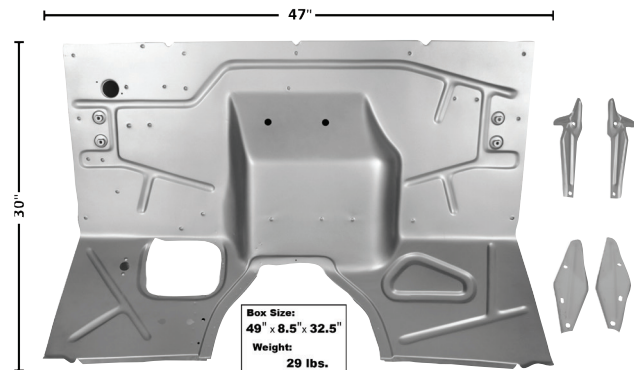


Firewall & Brackets


3140A
1948-52 Firewall Bracket Set,
Weld Through Primer



3140
1948-52 Firewall w/ Supporting Bracket



3141A
1953-55 Firewall w/o Heater Hole



FORD PICK UP TRUCK

Firewall & Brackets

3141

1953-55 Firewall w/ Heater Hole



3142A

1956 Firewall w/o Heater Motor Hole



3142

1956 Firewall w/ Heater Hole



3142L NEW

1967-72 Firewall



Cowl Panels & Components

3200

1948-52 Cowl Side Panel Complete, RH

3200A

1948-52 Cowl Side Panel Complete, LH



3200

3200G

1948-52 Cowl Lower Patch, RH

3200H

1948-52 Cowl Lower Patch, LH



3200G

3200J

1953-56 Front Outer Cowl Side Lower Patch, RH

3200K

1953-56 Front Outer Cowl Side Lower Patch, LH



3200J

FORD PICK UP TRUCK

Cowl Panels & Components

3208A **NEW**

1967-72 Cowl Side Lower to Firewall Panel, RH

3208B **NEW**

1967-72 Cowl Side Lower to Firewall Panel, LH



3208A

3149A **NEW**

1967-72 Cowl Panel, Lower

3149B **NEW**

1967-72 Cowl Panel, Upper



3149B




Reverse View

Cowl Vent Air Cover

3190

1956 Cowl Vent Air Cover Assy.



3190A

1956 Cowl Vent Gasket & Hinge w/ Handle Brace



Dash Panels & Components

3205

1953-55 Glove Box Door, Painted Black



3213

1956 Glove Box Door, Painted Black



3206

1948-50 Glove Box Door



3206A

1951-52 Glove Box Door




3149C **COMING SOON!**

1967-72 Glove Box Door w/ Hinge




3210

1951-52 Radio Hole Cover, Painted w/o Letter



3211

1951-52 Radio Hole Cover, Chrome w/o Letter



3212 **NEW**

1951-52 Radio Hole Cover, Chrome w/ Letters




FORD PICK UP TRUCK

Dash Panels & Components

3190B
1956 Vent Handle & Shaft Black



3201
1951-52 Dash Speaker Grille, Chrome




3215
1961-66 Defrost Round Louver Vent Set, 2 Pcs., Chrome




3203A NEW
1953-55 Dash Bezel Instrument



3203
1951-52 Dash Speaker Grille, Painted Black



3216
1961-66 Defrost Round Louver Vent Set, 2 Pcs., Painted Black



3203B
1956 Dash Bezel Instrument, Chrome



3202
1951-52 Dash Speaker Grille Trim w/ Clip, Stainless



3204
1953-55 Ash Tray Cover, Painted Black




3207 NEW
1956 Dash Panel



Reverse View

3149 NEW
1967-72 Dash Panel Steel



Reverse View


Sales: 866.640.1324

Dash Panels continued on next page
info@goldenleafautomotive.com


FORD PICK UP TRUCK

Dash Panels & Components

L3070
1956-60 Turn Signal Switch



L3071
1967-72 Turn Signal Switch
w/ Cruise Control



Arm Rest

3115M
1968-72 Arm Rest, Black, RH
(Also Fits 1968-69 Ranchero)

3115N
1968-72 Arm Rest, Black, LH
(Also Fits 1968-69 Ranchero)



3115M

Sunvisor Bracket & Pad

3117B
1948-52 Sunvisor Bracket,
Chrome, RH=LH



3117C
1948-52 Sunvisor Bracket,
Black, RH=LH



3117D
1953-55 Sunvisor Bracket,
Chrome, RH=LH



3117E
1956 Sunvisor Bracket



3117F
1948-52 Sunvisor Pad, Black,
RH=LH



3117J
1953-55 Sunvisor Pad, Gray



3117K
1956 Sunvisor Pad, Gray, RH=LH



Mirror Exterior

3117
1953-56 Exterior Mirror, RH=LH



M3524EC
1967 Outside Mirror w/
Convex Glass, Std



Reverse View

M3524F
1967 Outside Mirror Gasket Kit



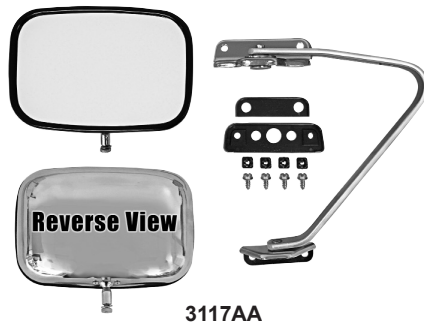
FORD PICK UP TRUCK

Mirror Exterior

3117A
1967-79 Exterior Mirror, Chrome,
RH=LH



3117AA NEW
1980-96 Mirror Outside, RH=LH,
Manual



Mirror Interior

3117L
1948-52 Interior Mirror



Wipers & Components

3117M
1948-52 Wiper Blade, 10", RH=LH



3117N
1953-60 Wiper Blade, 10", RH=LH



M1029E
1961-96 Wiper Blade



3117W
1953-55 Wiper Linkage, RH=LH



3117Y
1956 Wiper Linkage, RH=LH



FORD PICK UP TRUCK


Wipers & Components

1103VE
1956-60 Wiper Arm, RH

1103VF
1956-60 Wiper Arm, LH



3117Q NEW
1973-79 Wiper Arm, RH=LH



Steering Wheel

SW50
1948-52 Steering Wheel, Black



SW52
1956-60 Steering Wheel, Black



SW51
1953-55 Steering Wheel, Black



SW53
1961-70 Steering Wheel, Black



Transmission Cover


3141B

1953-56 Floor Transmission Cover Panel




3142H

1948-52 Transmission Cover, Painted Black




3160

1967-72 Transmission Cover
w/ Column Shift



3161


1967-72 Transmission Cover
w/ Floor Shift



Cab Floor & Components


3152

1948-52 Floor Panel Assembly Front
w/ Crossmember, Weld Through Primer



3150

1953-55 Floor Panel Complete Assembly




FORD PICK UP TRUCK

Cab Floor & Components


3151A **NEW**

1953-55 Cab Floor Skin w/ Rocker w/o Braces



3151

1956 Floor Panel Complete Assembly




3152B **NEW**

1956 Cab Floor Skin w/ Rocker w/o Braces



3154

1961-64 Floor Pan Complete




FORD PICK UP TRUCK

Cab Floor & Components


3219X **NEW**

1967-72 Cab Floor Assembly Standard
w/ Cab Mount / Inner Rocker / Crossmember



3219Y **NEW**

1967-72 Cab Floor Assembly w/ High Hump w/ Cab
Mount / Inner Rocker / Crossmember



3150A

1953-56 Cab Floor Panel Skirt Seal Set



3155D

1948-52 Floor Cab Skirt Channel



3155C

1948-52 Floor Cab / Gas Tank Brace




3155F

1967-72 Floor Cab Rear Crossmember



3155A

1948-52 Floor Rear Cab Mount Pan



3155B

1948-52 Floor Center Cab Mount
Panel



3155E

1948-52 Floor Cab Rear Corner
Support, 2 Pcs., RH=LH



FORD PICK UP TRUCK

Cab Floor & Components

3240A

1953-55 Cab Back Panel Large Window
w/o Gas Filler Hole



3240

1953-55 Cab Back Panel Assy Large Window
w/o Gas Hole w/ Inner Brace Kit



3240B

1953-55 Cab Back Panel Small Window
w/o Gas Filler Hole



3240C

1953-55 Cab Back Panel Assy Small Window
w/o Gas Hole w/ Inner Brace Kit




FORD PICK UP TRUCK

Cab Floor & Components

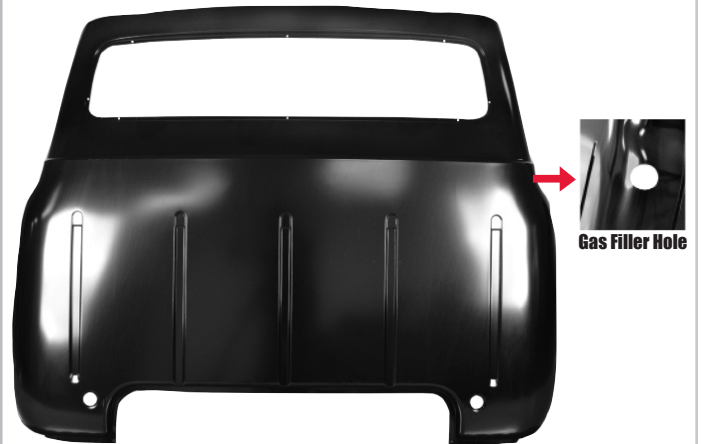
3241A

1956 Cab Panel Assy Big Window w/ Gas Filler Hole
w/ Inner Brace Kit



3241C

1956 Cab Back Panel Small Window
w/ Gas Filler Hole



3241

1956 Cab Panel Assy Small Window
w/ Gas Filler Hole w/ Inner Brace Kit



3241D

1956 Cab Back Panel Large Window
w/ Gas Filler Hole



FORD PICK UP TRUCK

Cab Floor & Components

3246 COMING SOON!
1967-72 Cab Back Inner Panel



3245
1953-56 Cab Back Panel Rear Small Window
w/ Inner Brace Kit



3246A COMING SOON!
1967-72 Cab Back Outer Panel



3244
1956 Cab Back Panel Rear Big Window
w/ Inner Brace Kit, 6 Pcs.



3241W
1948-52 Outer Rear Cab Corner, RH
3241X
1948-52 Outer Rear Cab Corner, LH



3241W

3242
1953-56 Outer Rear Cab Corner, RH
3243
1953-56 Outer Rear Cab Corner, LH



3242

3243A
1953-56 Inner Cab Corner, RH
3243B
1953-56 Inner Cab Corner, LH



3243B

Sales: 866.640.1324

info@goldenleafautomotive.com

FORD PICK UP TRUCK

Cab Floor & Components

- 3235A**
1961-66 Cab Corner, RH
- 3235B**
1961-66 Cab Corner, LH




3235A

- 3236C**
1973-79 Cab Corner, RH
- 3236D**
1973-79 Cab Corner, LH



3236C

- 3234**
1967-79 Cab Floor Front Section, RH
- 3235**
1967-79 Cab Floor Front Section, LH



3234

- 3230**
1967-72 Cab Corner, RH
- 3231**
1967-72 Cab Corner, LH



3230

- 3236E NEW**
1980-86 Cab Corner, RH
- 3236F NEW**
1980-86 Cab Corner, LH

Reverse View



3236E

- 3155L**
1980-96 Cab Floor Front Section, RH



- 3236A**
1973-79 Cab Corner, Supercab, RH
- 3236B**
1973-79 Cab Corner, Supercab, LH



3236A

- 3236G NEW**
1987-96 Cab Corner, RH
- 3236H NEW**
1987-96 Cab Corner, LH

Reverse View



3236H

- 3155K**
1980-96 Cab Floor Front Section, LH



FORD PICK UP TRUCK

Cab Floor & Components

3233A *NEW*

1967-72 Cab Floor Mount, RH

3233B *NEW*

1967-72 Cab Floor Mount, LH



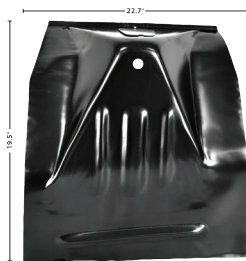
3233A

3232

1967-83 Front Cab Mount, RH

3233

1967-83 Front Cab Mount, LH



3232

3155M *NEW*

1980-96 Cab Floor Mount Panel, RH

3155N *NEW*

1980-96 Cab Floor Mount Panel, LH



3155M

3155P *NEW*

1987-96 Cab Floor Support, RH

3155Q *NEW*

1987-96 Cab Floor Support, LH



3155P

3155J *NEW*

1980-91 Cab Floor Footwell Section



Rocker Panel

3113R

1948-52 Rocker Panel, Pair



3113S

1953-56 Rocker Panel, RH

3113T

1953-56 Rocker Panel, LH



3113T

3114

1961-72 Rocker Panel Repair Panel, RH=LH



3113Y *NEW*

1967-72 Rocker Panel Inner, RH, OE Type

3113Z *NEW*

1967-72 Rocker Panel Inner, LH, OE Type



3113Z

Rocker Panel

3113W NEW
1967-72 Rocker Panel, Outer, RH, OE Type

3113X NEW
1967-72 Rocker Panel, Outer, LH, OE Type



3114AE NEW
1980-86 Rocker Panel, RH, Extended Cab

3114AF NEW
1980-86 Rocker Panel, LH, Extended Cab




3114AG NEW
1987-98 Rocker Panel, RH, Extended Cab

3114AH NEW
1987-98 Rocker Panel, LH, Extended Cab



3114AD NEW
1980-97 Rocker Panel, LH, OE Type, Regular Cab


3114AC NEW
1980-97 Rocker Panel, RH, OE Type, Regular Cab



Running Board

3270
1948-52 Running Board, RH

3271
1948-52 Running Board, LH



3272
1953-56 Running Board, RH

3273
1953-56 Running Board, LH



3273A
1953-56 Running Board to Cab Seal, Pair



Roof Panels & Components

3142C
1956 Outer Roof Panel, Steel, Painted Black



3147 NEW
1967-72 Roof Panel



Roof Panels continued in next page

FORD PICK UP TRUCK

Roof Panels & Components

3147A **COMING SOON!**

1967-72 Roof Inner Center Support



3147B **COMING SOON!**

1967-72 Roof Inner Upper Door Frame, RH

3147C **COMING SOON!**

1967-72 Roof Inner Upper Door Frame, LH



3148 **COMING SOON!**

1967-72 Roof Front Windshield Reinforcement



3143

1956 Roof Support Windshield Header, Steel, Painted Black Brace Front



3143A

1956 Roof Support Header, Steel, Painted Black, RH

3143B


1956 Roof Support Header, Steel, Painted Black, LH



3143A

3144

1956 Roof Drip Rail Set w/ Clip, Painted Black



3147G **COMING SOON!**

1967-72 Roof Drip Rail Kit, 5 Pcs. Kit



3145

1956 Roof Center Brace & Dome Light Set, 3 Pcs., Steel, Painted Black



3142D

1956 Roof Back Filler Panel, OE Type w/o Lower Extension



3142E

1956 Roof Back Filler Panel Custom Type w/ Lower extension



Sales: 866.640.1324

info@goldenleafautomotive.com

Windshield Frame Assembly

3180
1956 Windshield Frame Assembly




Window Seal


3352
1953-56 Rear Window Seal, Small Window




3352A
1956 Rear Window Seal, Large Window



3350
1953-55 Windshield Seal



3351
1956 Windshield Seal, Standard



3351A
1956 Windshield Seal, Deluxe



FORD PICK UP TRUCK

Vent Window Seals

3126S NEW
1948-52 Vent Window Seals, Pair



3126T NEW
1953-55 Vent Window Seals



3126U NEW
1956 Vent Window Seals



3126Y NEW
1956 Vent Window Edge Seals, Pair



3126W NEW
1948-52 Vent Window Vertical Seals, Pair



3126X NEW
1953-55 Vent Window Vertical Seals, Pair



Window Inner Pillar

3182 NEW
1956 Window Inner Pillar, RH

3183 NEW
1956 Window Inner Pillar, LH



3182

Vent Windows

3126A
1948-50 Vent Window Assy,
Clear Glass, RH

3126B
1948-50 Vent Window Assy,
Clear Glass, LH



3126A

3126C
1948-50 Vent Window Assy,
Tint Glass, RH

3126D
1948-50 Vent Window Assy,
Tint Glass, LH



3126C

FORD PICK UP TRUCK

Vent Windows

3126E

1951-52 Vent Window Assy, Clear Glass, RH

3126F

1951-52 Vent Window Assy, Clear Glass, LH



3126E

3126Q

1956 Vent Window Assy, Tint Glass, RH

3126R

1956 Vent Window Assy, Tint Glass, LH



3126Q

3126N

1956 Vent Window Assy, Clear Glass, RH

3126P

1956 Vent Window Assy, Clear Glass, LH



3126N

3126G

1951-52 Vent Window Assy, Tint Glass, RH

3126H

1951-52 Vent Window Assy, Tint Glass, LH



3126G

3126J

1953-55 Vent Window Assy, Tint Glass, RH

3126K

1953-55 Vent Window Assy, Tint Glass, LH



3126J

3126L

1953-55 Vent Window Assy, Clear Glass, RH

3126M

1953-55 Vent Window Assy, Clear Glass, LH



3126L

FORD PICK UP TRUCK

Window Regulator

3125

1948-52 Window Regulator, RH

3125A

1948-52 Window Regulator, LH




3120

1953-55 Window Regulator, RH

3120A

1953-55 Window Regulator, LH




3120B

1956 Window Regulator, RH

3120C

1956 Window Regulator, LH




3121

1957-60 Front Window Regulator, RH

3121A

1957-60 Front Window Regulator, LH



3123A

1968-72 Front Window Regulator, RH

3123B

1968-72 Front Window Regulator, LH




3124A

1973-79 Window Regulator w/ Screw Hole, RH

3124B

1973-79 Window Regulator w/ Screw Hole, LH



3124E NEW

1980-96 Window Power Regulator, RH w/ Motor

3124F NEW

1980-96 Window Power Regulator, LH w/ Motor



3124C

1980-86 Window Regulator, RH, Manual

3124D

1980-86 Window Regulator, LH, Manual



Sales: 866.640.1324

info@goldenleafautomotive.com

Window Regulator

3124G *NEW*

1992-96 Window Regulator, RH, Manual

3124H *NEW*

1992-96 Window Regulator, LH, Manual



Doors & Hardware

3100A

1953-55 Door Latch Assembly, RH

3100B

1953-55 Door Latch Assembly, LH




3102A

1956 Door Latch Assembly, RH

3102B

1956 Door Latch Assembly, LH




3114G

1948-52 Door Latch Remote, RH

3114J

1948-52 Door Latch Remote, LH




3100L

1948-52 Lower Outer Door Patch, RH

3100M

1948-52 Lower Outer Door Patch, LH



3103A

1953-56 Lower Outer Door Patch, RH

3103B

1953-56 Lower Outer Door Patch, LH



3100N

1948-50 Lower Inner Door Patch, RH

3100P

1948-50 Lower Inner Door Patch, LH



3100R

1951-52 Lower Inner Door Patch, RH

3100S

1951-52 Lower Inner Door Patch, LH



3100T

1953-56 Lower Inner Door Patch, RH

3100U

1953-56 Lower Inner Door Patch, LH




FORD PICK UP TRUCK

Doors & Hardware

3100
1953-55 Door Shell, RH

3101
1953-55 Door Shell, LH



3106 *COMING SOON!*
1967-72 Door Shell, RH
3106A *COMING SOON!*
1967-72 Door Shell, LH



3102
1956 Door Shell, RH

3103
1956 Door Shell, LH



3110
1973-79 Door Shell, RH

3111
1973-79 Door Shell, LH



Sales: 866.640.1324

info@goldenleafautomotive.com

FORD PICK UP TRUCK

Doors & Hardware

3113A **NEW**

1980-86 Door Shell, RH

3113B **NEW**

1980-86 Door Shell, LH



3113C **NEW**

1987-91 Door Shell w/ Paddle Design Mirror, RH

3113D **NEW**

1987-91 Door Shell w/ Paddle Design Mirror, LH




3107A **NEW**

1967-72 Door Inner Panel, RH, Black

3107B **NEW**

1967-72 Door Inner Panel, LH, Black



3107A

3108

1967-72 Door Skin Half, RH=LH




3112

1973-79 Door Skin Half, RH

3113

1973-79 Door Skin Half, LH




3112

FORD PICK UP TRUCK

Doors & Hardware

3109
1967-72 Front Lower Door Skin, Outer, RH=LH



3109G
1973-79 Door Skin Lower Half, Outer, RH

3109H
1973-79 Door Skin Lower Half, Outer, LH



3109G

3108A
1967-72 Inner Door Bottom, RH


3108B
1967-72 Inner Door Bottom, LH



3108A

3109C
1973-79 Inner Lower Door Bottom, RH

3109D
1973-79 Inner Lower Door Bottom, LH



3109C

3104 NEW
1956 Door Pillar Assembly, RH

3105 NEW
1956 Door Pillar Assembly, LH



3104

3104A NEW
1956 Door Pillar Assembly w/ Vent Panel, RH



3107C COMING SOON!
1967-72 Door B Pillar Assembly, RH

3107D COMING SOON!
1967-72 Door B Pillar Assembly, LH



FORD PICK UP TRUCK

Doors & Hardware

3109E

1967-79 Lower Door Post Repair Panel, RH

3109F

1967-79 Lower Door Post Repair Panel, LH



3109E

3109M

1948-52 Lower Door Hinge, RH

3109N

1948-52 Lower Door Hinge, LH




3109M

3118A

1967-72 Upper Door Hinge, RH

3118B

1967-72 Upper Door Hinge, LH



3118A

3115

1953-56 Door Hinge Cover



3110A

1953-56 Upper / Lower Door Hinge RH=LH




3118C

1967-72 Lower Door Hinge, RH

3118D

1967-72 Lower Door Hinge, LH



3118C

3109K

1948-52 Upper Door Hinge, RH

3109L

1948-52 Upper Door Hinge, LH



3109K

3110B

1961-66 Front Door Hinge, RH

3110C

1961-66 Front Door Hinge, LH



3110B

3116J *NEW*

1980-96 Upper Door Hinge, RH

3116K *NEW*

1980-96 Upper Door Hinge, LH



3116J

FORD PICK UP TRUCK

Doors & Hardware

3116G NEW

1980-96 Lower Door Hinge, RH=LH



3640QB

1978-79 Door Hinge Bushings
(2 Needed per Hinge)



3119A

1961-66 Door Step Plate, RH

3119B

1961-66 Door Step Plate, LH



3119A

3116C

1961-66 Door Kick Plate, RH

3116D


1961-66 Door Kick Plate, LH



3116C

3114H

1953-52 Door Striker Plate



3113F COMING SOON!

1973-80 Door Striker Kit



3113E NEW

1980-97 Door Striker Kit



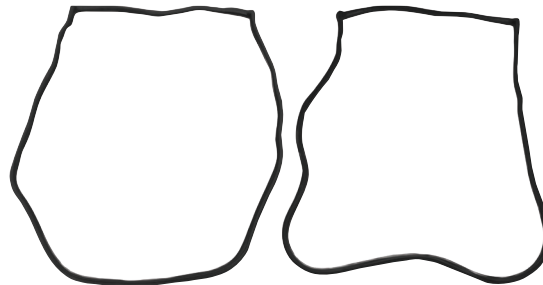
3127P NEW

1968-72 Door Lock Knobs




3100C

1953-55 Door Weatherstrip, Pair



3100D

1956 Door Weatherstrip



Sales: 866.640.1324

info@goldenleafautomotive.com

Doors & Hardware

3360 **COMING SOON!**

1973-79 Door Outer Belt Weatherstrip, RH

3360A **COMING SOON!**

1973-79 Door Outer Belt Weatherstrip, LH



3360B **COMING SOON!**

1973-79 Door Inner Belt Weatherstrip, RH

3360C **COMING SOON!**

1973-79 Door Inner Belt Weatherstrip, LH



3360D **COMING SOON!**

1980-86 Door Inner Belt Weatherstrip, RH

3360E **COMING SOON!**

1980-86 Door Inner Belt Weatherstrip, LH



3360F **COMING SOON!**

1980-86 Door Outer Belt Weatherstrip, RH

3360G **COMING SOON!**

1980-86 Door Outer Belt Weatherstrip, LH



3118E

1953-56 Front Door Relay, Long Shaft, RH=LH



3119C

1953-56 Door Relay, Short Shaft, RH=LH



3119D

1953-56 Front Door Relay, Long Shaft, RH=LH



3119E

1953-56 Front Door Relay, Short Shaft, RH=LH



3119F

1957-60 Door Relay, Latch Control RH=LH




FORD PICK UP TRUCK

Doors & Hardware


3114D
1948-52 Window Regulator Handle w/ Black Knob



3114A
1953-55 Window Regulator Handle
w/ Black Knob & Zinc Clip Type, RH=LH



3114B
1956 Window Regulator Handle
w/ Black Knob, Screw Type, RH=LH



3114C
1961-66 Window Regulator Handle



3114E
1968-72 Window Regulator Handle w/o Knob



M3528
1968-72 Window Crank, (No Knob)



3114F
1968-72 Window Regulator Handle Knob



M3525A
1968-72 Window Crank Knob Kit, Black, 3 Pcs.




M3525B
1968-72 Window Crank Knob Kit, Clear, 3 Pcs.



Doors & Hardware

3127A
1948-50 Vent Window Handle, RH

3127B
1948-50 Vent Window Handle, LH



3127C
1951-52 Vent Window Handle, RH

3127D
1951-52 Vent Window Handle, LH



3127E
1953-55 Vent Window Handle, RH

3127F
1953-55 Vent Window Handle, LH



3127G
1956-60 Vent Window Handle, RH

3127H
1956-60 Vent Window Handle, LH



3127J
1967 Vent Window Handle, RH

3127K
1967 Vent Window Handle, LH



M3529C
1967 Vent Window Handle, Pair



M3529E
1968-77 Vent Window Handle w/ Nylon Tab, Pair



M3529D
1970-77 Vent Window Handle w/o Nylon, Pair



FORD PICK UP TRUCK


Doors & Hardware

3127N
1951-60 Vent Window Handle Button Kit



3115T NEW
1980-86 Vent Window Handle Assembly, RH

3115U NEW
1980-86 Vent Window Handle Assembly, LH



3115F
1948-52 Outer Door Handle, RH

3115C
1948-52 Outer Door Handle, LH



3115D
1953-60 Outer Door Handle, RH
w/ Button, Pad, Screw

3115E
1953-60 Outer Door Handle, LH
w/ Button, Pad, Screw




3115FA
1961-66 Outer Door Handle, Pair



3115FF
1973-79 Outer Door Handle, RH


3115FG
1973-79 Outer Door Handle, LH




3115G
1948-52 Inside Door Handle, RH=LH



3115GA
1953-55 Interior Door Handle, RH=LH



3115GB
1956 Interior Door Handle, RH=LH



Doors & Hardware

3115H
1967 Interior Door Handle



3315J
1973-79 Inside Door Handle, RH, Chrome
3315K
1973-79 Inside Door Handle, LH, Chrome



3315J


3115P NEW
1980-86 Door Outside Handle, RH, Chrome
3115Q NEW
1980-86 Door Outside Handle, LH, Chrome



Reverse View

3115Q

3115RA NEW
1980-96 Door Inside Handle, RH, Chrome
3115SA NEW
1980-96 Door Inside Handle, LH, Chrome



3115SA

3115PA NEW
1980-96 Door Outside Handle, RH, Black
3115QA NEW
1980-96 Door Outside Handle, LH, Black



Reverse View

3115PA

3115R NEW
1980-97 Door Inside Handle, RH, Black
3115S NEW
1980-97 Door Inside Handle, LH, Black



Reverse View

3115R

3115I
1967-72 Inside Door Handle Cup, Black



3115J
1967-72 Inside Door Handle Cup, Tan




FORD PICK UP TRUCK

Bed Floor Panel

3156 *NEW*

1961-66 Bed Floor Panel Assembly, 8 Ft




Reverse View



3253F *NEW*

1967-72 Bed Floor Assembly, 8 Ft.




Reverse View



FORD PICK UP TRUCK

Bed Floor Panel

3253E NEW
1967-72 Bed Floor Assembly, 6.5 Ft



3157
1973-79 Long Bed Floor Panel Assembly, 8 Ft



3253J COMING SOON!
1980-86 Bed Floor Assembly, Longbed



Sales: 866.640.1324

info@goldenleafautomotive.com

FORD PICK UP TRUCK


Bedside Panels

3250

1951-52 Bedside Panel Shortbed w/ Stake Pocket Hole, RH

3251

1951-52 Bedside Panel Shortbed w/ Stake Pocket Hole, LH



3252

1953-56 Bedside w/o Stake Hole Stepside, RH

3253

1953-56 Bedside w/o Stake Hole Stepside, LH



3253A NEW

1953-56 Bedside, RH, Shortbed w/ Stake Pocket Hole

3253B NEW

1953-56 Bedside, LH, Shortbed w/ Stake Pocket Hole



3266 NEW

1967-69 Bedside Assembly, Styleside, 6.5", w/ Rear Corner Panel, RH

3266A NEW

1967-69 Bedside Assembly, Styleside, 6.5", w/ Rear Corner Panel, LH



3266B NEW

1970-72 Bedside Assembly, Styleside, 6.5", w/ Rear Corner Panel, RH

3266C NEW

1970-72 Bedside Assembly, Styleside, 6.5", w/ Rear Corner Panel, LH



3261A NEW

1973-79 Bedside Assembly, LH, 8 FT. Bed w/ Dual Fuel, Outer+Inner Panel



3260

1973-79 Bedside Assembly w/o Hole, Outer+Inner Panel, RH

3261

1973-79 Bedside Assembly, Longbed, 8 ft. Single Hole, Outer+Inner Panel, LH



3267C COMING SOON!

1980-86 Bedside Assembly, RH, Longbed

3267D COMING SOON!

1980-86 Bedside Assembly, LH, Longbed



Sales: 866.640.1324

info@goldenleafautomotive.com

FORD PICK UP TRUCK

Bedside Panels

3267E **NEW**

1987-98 Bedside Assembly, Outer, RH, Styleside, Shortbed



3267F **NEW**

1988-98 Bedside Assembly, Outer, LH, Single Fuel, Styleside, Shortbed



3267G **NEW**

1987-98 Bedside Assembly, Outer, LH, Dual Fuel, Styleside, Shortbed



3263A **NEW**

1973-79 Bedside Skin, Square Hole Dual Fuel Opening, LH



3267H **NEW**

1987-98 Bedside Assembly, Outer, RH, Styleside, Longbed



3262

1973-79 Bedside Skin w/o Hole, RH



3267K **NEW**

1987-98 Bedside Assembly, Outer, LH, Dual Fuel, Styleside, Longbed



3263

1973-79 Bedside Skin w/ Single Square Fuel Hole, LH



FORD PICK UP TRUCK

Bedside Panels

3264 **NEW**

1973-86 Bedside Inner, RH, Longbed, Styleside

3265 **NEW**

1973-86 Bedside Inner, LH, Longbed, Styleside



3264

3269P **NEW**

1987-96 Front Bedside Lower Panel, RH

3269Q **NEW**

1987-96 Front Bedside Lower Panel, LH



3269P

3269R **NEW**

1987-98 Rear Bedside Lower Panel, RH

3269S **NEW**

1987-98 Rear Bedside Lower Panel, LH



3269R

3269C

1973-79 Rear Bedside Lower Section, RH

3269D

1973-79 Rear Bedside Lower Section, LH



3269C

Bed & Bedside Wheel Arch

3269E

1973-79 Bedside Wheel Arch Extension, w/o Hole, RH

3269F

1973-79 Bedside Wheel Arch Extension, w/ Hole, LH



3269F

3269J **NEW**

1980-86 Bedside Wheel Arch Extension, RH

3269K **NEW**

1980-86 Bedside Wheel Arch Extension, LH



3269J

3269T **NEW**

1987-98 Bedside Arch Extension, RH



FORD PICK UP TRUCK

Bed & Bedside Wheel Arch

3269V **NEW**

1987-98 Bedside Wheel Arch Extension, LH,
Dual Gas Hole



3269U **NEW**

1987-98 Bedside Wheel Arch Extension, LH,
Single Gas Hole



3269A

1973-79 Bed Upper Wheel Arch, RH

3269B

1973-79 Bed Upper Wheel Arch, LH



3269G **NEW**

1980-86 Bedside Wheel Upper Arch, RH

3269H **NEW**

1980-86 Bedside Wheel Upper Arch, LH




3269M

1987-98 Bedside Upper Wheel Arch, RH

3269N

1987-98 Bedside Upper Wheel Arch, LH



Bed Panels

3255

1942-50 Front Bed Panel, Stepside



Bed Panels continued in next page

FORD PICK UP TRUCK

Bed Panels

3256
1951-72 Front Bed Panel, Shortbed, Stepside



3253Y NEW
1967-72 Front Bed Panel



3254
1973-86 Front Bed Panel



Bed Cross Sills

3078D
1951-52 Front Bed Cross Sill



3078F
1951-60 Center Bed Cross Sill



3078E
1953-60 Front Bed Cross Sill



3078C
1951-72 Rear Bed Cross Sill, Shortbed, Stepside



Tailgate & Hardware

3301A
1942-50 Tailgate, Stepside



3301B
1942-50 Tailgate, Stepside w/ Ford



3301C
1951-52 Tailgate, Stepside



FORD PICK UP TRUCK

Tailgate & Hardware

3301D
1951-52 Tailgate, Stepside w/ Ford



3303
1973-79 Tailgate, Styleside



3301E
1953-72 Tailgate, Stepside




3304A NEW
1980-86 Tail Gate



3300
1964-72 Tailgate, Styleside w/o Ford



3304Q NEW
1983-93 Tail Gate



3301
1964-72 Tailgate, Styleside w/ Ford



3304B NEW
1987-91 Tail Gate, Styleside



FORD PICK UP TRUCK

Tailgate & Hardware

3311
1964-72 Tailgate Linkage/ Support Set, Styleside,
2 Pcs., Stainless



3315
1964-72 Tailgate Linkage/ Support Set, Styleside,
2 Pcs., Black




3302A NEW
1980-86 Tail Cross Panel, Styleside




Reverse View




3316
1973-79 Tailgate Handle
Steel (Silver)



3317 NEW
1973-79 Tailgate Handle,
Chrome



3304L NEW
1980-86 Tailgate Handle,
Chrome



3304M NEW
1987-97 Tailgate Handle,
Black



3304N NEW
1987-97 Tailgate Handle,
Chrome



3310
1964-72 Tailgate Hinge Set, 2 Pcs.,
Styleside, Stainless



3314
1964-72 Tailgate Hinge Set, 2 Pcs.,
Styleside, Black



Sales: 866.640.1324

info@goldenleafautomotive.com

Tailgate & Hardware

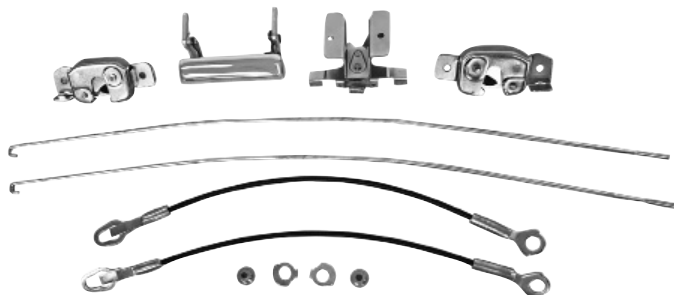
3304J **NEW**

1987-96 Tailgate Lock Set, Styleside, Black Handle, Rod, Latch, Cable



3304K **NEW**

1987-96 Tailgate Lock Set, Styleside w/ Chrome Handle, Cable, Rod, Latch



Tail Pan

3302

1973-79 Tail Pan Assembly



Roll Pan

3057A

1953 Front Roll Pan



3057B

1954 Front Roll Pan



3057C **NEW**

1955-56 Front Roll Pan



Gas Tank Access Panel & Straps

T3010

1953-55 Gas Tank Access Panel



T3011

1973-95 Gas Tank Strap Rear Mount, 2 Pcs.



T3012

1953-55 Gas Tank Strap



T3013 **COMING SOON!**

1957-60 Gas Tank Straps




Gas Tank Straps continued on next page

FORD PICK UP TRUCK

Gas Tank Access Panel & Straps

T3011A *NEW*

1973-79 Gas Tank Strap, Upper, 2 Pcs.



T3250

1968-72 Gas Tank Filler Neck



Gas Tank & Fuel Sending Unit


T3004

1948-52 Gas Tank




T3005

1953-55 Gas Tank




T3006

1956 Gas Tank



T3007


1957-60 Gas Tank



T3008

1961-72 Gas Tank w/o EEC

19.5 Gallons in Cab




Box Size:
65" x 19" x 7.5"
Weight:
28 lbs.



T3009

1972-73 Gas Tank w/ EEC

18 Gallons in Cab



Box Size:
66.5" x 19" x 7.5"
Weight:
28 lbs.



T3002

1973-78 Gas Tank Rear Mount, Vent
Pipe Towards Rear, 19 Gallons



Sales: 866.640.1324

info@goldenleafautomotive.com

Gas Tank & Fuel Sending Unit


T3000

1973-78 Gas Tank, 38 Gallons w/o Roll Over Valve



T3001

1973-79 Gas Tank, 38 Gallons w/o Roll Over Valve



Box Size:
36" x 27.5" x 14"
Weight:
34.22 lbs.



T3003

1973-79 Gas Tank Rear Mount,
Vent Pipe Towards Front, 19 Gallons



T3003A COMING SOON!

1980-84 Gas Tank w/ Roll Over Valve Hole, 38 Gallons



T3003B COMING SOON!

1985-86 Gas Tank w/ Vent Support in Filler Pipe,
38 Gallons



T3003C COMING SOON!


1987-89 Gas Tank Rear Mount w/o Vent Support in Filler
Pipe, 38 Gallons



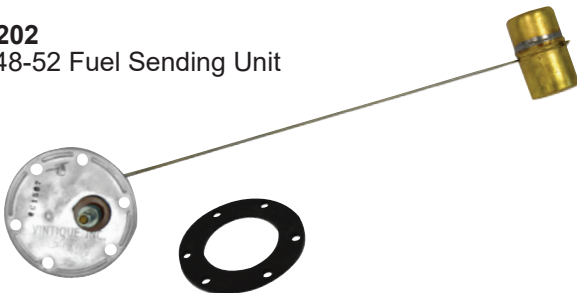
FORD PICK UP TRUCK

Gas Tank & Fuel Sending Unit


T03B
1957-91 Fuel Sending Unit Float



T3202
1948-52 Fuel Sending Unit




T3200
1948-55 Fuel Sending Unit, 12V, Long Arm




T3201
1948-55 Fuel Sending Unit, Short Arm



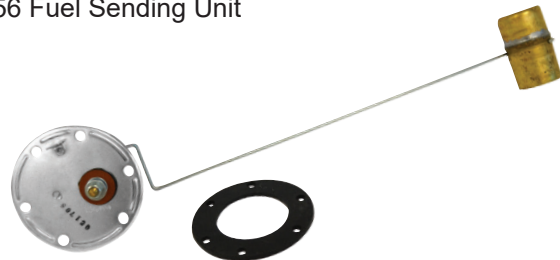
T3204
1953-55 Fuel Sending Unit



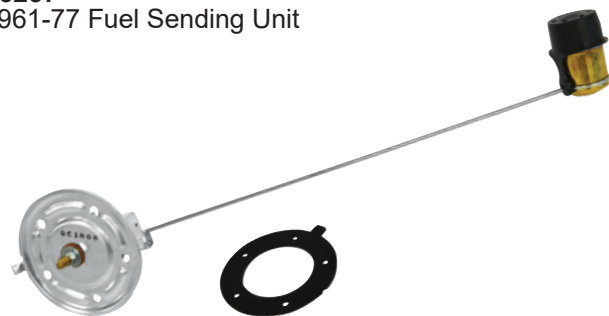
T3203
1957-60 Fuel Sending Unit



T3205
1956 Fuel Sending Unit



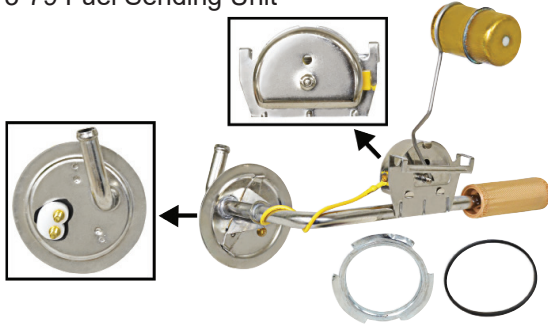
T3237
1961-77 Fuel Sending Unit



FORD PICK UP TRUCK

Gas Tank & Fuel Sending Unit

T3206
1973-79 Fuel Sending Unit



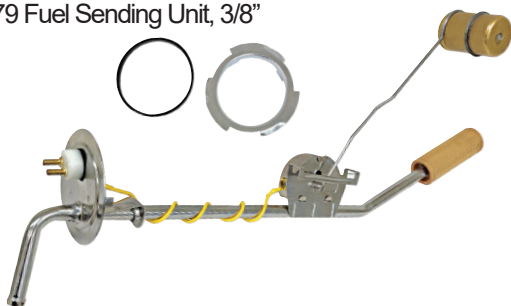
T3206A
1973-79 Fuel Sending Unit
w/ Mid Frame Fuel Tank




T3206B
1977-79 Fuel Sending Unit
w/ Mid Frame Fuel Tank, 4x4 Only



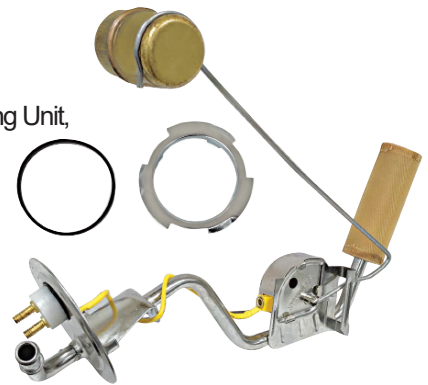
T3240 NEW
1978-79 Fuel Sending Unit, 3/8"




T3207B NEW
1980-84 Fuel Sending Unit,
Side Mount, 19 Gal.




T3207C NEW
1980-84 Fuel Sending Unit,
Side Mount, 16 Gal.



T3207 NEW
1980-84 Fuel Sending Unit,
Rear Mount Tank, 5/16"



T3208 NEW
1985-86 Fuel Sending Unit,
Rear Mount

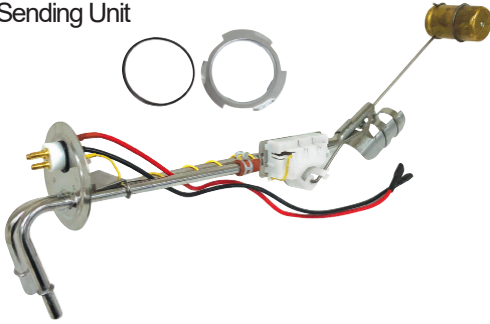


Fuel Sending Units continued on next page


FORD PICK UP TRUCK

Gas Tank & Fuel Sending Unit

T3241 NEW
1985-86 Fuel Sending Unit



T3209 NEW
1987-89 Fuel Sending Unit,
Side Mount, 16 Gal.



Decals

ML01
1966-67 "Ford" Door Sill Decal, Black



ML02
1968-77 "Ford" Door Sill Decal, Blue



Rear Wheelhouse

3077B NEW
1967-72 Wheelhouse, Inner, RH=LH



3780
1967-72 Rear Wheelhouse, Outer, RH

3781
1967-72 Rear Wheelhouse, Outer, LH



3780

3170
1973-79 Inner Rear Wheelhouse, RH for Box Side

3171
1973-79 Inner Rear Wheelhouse, LH for Box Side



3170

3172 NEW
1980-86 Wheelhouse Inner, RH, Box Side

3172A NEW
1980-86 Wheelhouse Inner, LH, Box Side



3172

3173 NEW
1987-98 Wheelhouse Inner, RH

3173A NEW
1987-98 Wheelhouse Inner, LH




3173

Windshield/ Window Mldg

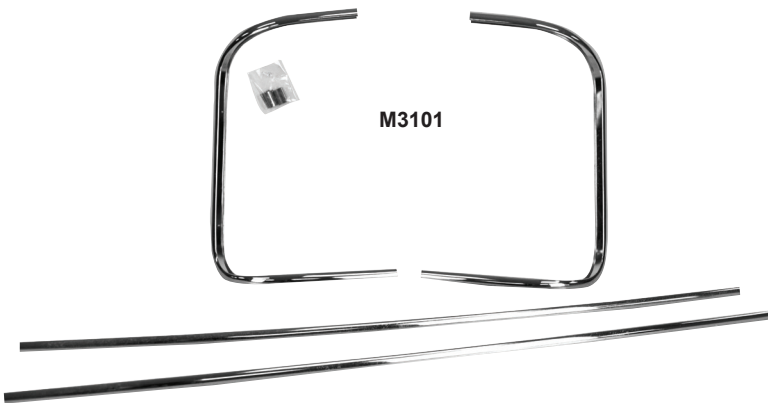
M3100
1956 Molding Windshield Front Set, 4 Pcs., Aluminum

M3100SS
1956 Molding Windshield Front Set, 4 Pcs., Stainless



M3101
1956 Molding Window Back Set, 4 Pcs., Aluminum

M3101SS
1956 Molding Window Back Set, 6 Pcs., Stainless



M3104
1957 Molding Front Windshield Set, 4 Pcs., Stainless



Wheel Opening Moldings

M3010 NEW
1967-72 Wheel Well Molding, Front, RH

M3011 NEW
1967-72 Wheel Well Molding, Front, LH



M3012 NEW
1967-72 Wheel Well Molding, Rear, RH

M3013 NEW
1967-72 Wheel Well Molding, Rear, LH



M3700
1973-79 Wheel Opening Molding, Front, RH

M3701
1973-79 Wheel Opening Molding, Front, LH



M3702
1973-79 Wheel Opening Molding, Rear, RH

M3703
1973-79 Wheel Opening Molding, Rear, LH



*Wheel Opening Molding
continued on next page*

FORD PICK UP TRUCK

Wheel Opening Moldings

M3704
1980-86 Wheel Opening Molding, Front, RH

M3705
1980-86 Wheel Opening Molding, Front, LH



M3706
1980-86 Wheel Opening Molding, Rear, RH

M3707
1980-86 Wheel Opening Molding, Rear, LH



M3708
1987-96 Wheel Opening Molding, Front, RH

M3709
1987-96 Wheel Opening Molding, Front, LH



M3710
1987-96 Wheel Opening Molding, Rear, RH

M3711
1987-96 Wheel Opening Molding, Rear, LH




Tailgate Molding

M3200 COMING SOON!
1973-79 Tailgate Upper Molding w/ Clips



M3201 NEW
1973-79 Tailgate Lower Molding w/ Clips



Exterior Electrical & Components

X3694
1940-57 & 61-78 Headlamp Retaining Ring



L3001
1956 Headlamp Bezel, Stainless, RH=LH



L3000
1948-55 Headlamp Bezel, Stainless, RH=LH



X3699A
1967-69 Headlamp Adjusting Bucket, RH

X3699B
1967-69 Headlamp Adjusting Bucket, LH



X3699A

Exterior Electrical & Components

L3200 **NEW**

1987-91 Head Lamp Assembly, RH

L3201 **NEW**

1987-91 Head Lamp Assembly, LH



L3200

L3202 **NEW**

1992-98 Head Lamp Assembly, RH

L3203 **NEW**

1992-98 Head Lamp Assembly, LH



L3202

L3042

1953-56 Tail Light Lens, Shield Style



L3043

1953-56 Tail Light Lens, w/ Ford
RH=LH



L3040 **NEW**

1953-56 Tail Light Assembly, RH

L3041 **NEW**

1953-56 Tail Light Assembly, LH



L3040

L3046

1974-79 Tail Light Assy. Red / Clear
Back up Lens, RH

L3047

1974-79 Tail Light Assy. Red / Clear
Back up Lens, LH



L3046

L3220 **NEW**

1987-91 Tail Lamp Lens & Housing,
Styleside, RH

L3221 **NEW**

1987-91 Tail Lamp Lens & Housing,
Styleside, LH



L3220

L3222 **NEW**

1992-98 Tail Lamp Assembly
Styleside, RH

L3223 **NEW**

1992-98 Tail Lamp Assembly,
Styleside, LH



L3222

3320

1967-69 Tail Lamp Panel Complete,
Rear Bedside Corner Panel, RH

3321

1967-69 Tail Light Panel Complete,
Rear Bedside Corner Panel, LH



3320

*Tail Lamp Panels
continued
on next page*

FORD PICK UP TRUCK

Exterior Electrical & Components

3323
1970-72 Tail Lamp Panel Complete,
Rear Bedside Corner Panel, RH

3322
1970-72 Tail Lamp Panel Complete,
Rear Bedside Corner Panel, LH




L3020
1955 Park Light Assy, Clear Lens



L3022
1956 Park Light Assy, Clear Lens,
RH=LH



L3030
1975-77 Park Light Assy, Clear
Lens, RH=LH




L3032
1978-79 Park Light Assy, Amber
Lens, RH



L3033
1978-79 Park Light Assy, Amber
Lens, LH




L3034
1980-86 Park Light Assy, RH=LH



L3021
1955 Park Light Bezel, Stainless,
RH=LH




L3023
1956 Park Light Bezel, Stainless



L3024
1948-50 Park Light Lens, Clear,
RH=LH



L3024A
1948-50 Park Light Lens, Amber,
RH=LH



FORD PICK UP TRUCK

Exterior Electrical & Components

L3025

1951-52 Park Light Lens, Clear
RH=LH



L3025A

1951-52 Park Light Lens, Amber,
RH=LH



L3026

1953-54 Park Light Lens, Clear,
RH=LH




L3026A

1953-54 Park Light Lens, Amber,
RH=LH



L3027

1955-56 Park Light Lens, Clear,
RH=LH



L3027A

1955-56 Park Light Lens, Amber



L3210 *NEW*

1987-91 Park Lamp Lens & Housing,
RH

L3211 *NEW*

1987-91 Park Lamp Lens & Housing,
LH



L3210

L3212 *NEW*

1992-98 Park Lamp, RH, Amber

L3213 *NEW*


1992-98 Park Lamp, LH, Amber



L3212

L3050

1973-79 Marker Lamp Front,
Amber, RH=LH




L3051

1973-79 Marker Lamp Rear, Red,
RH=LH



L3059

1953-56 Dome Light Switch, RH=LH



L3060

1953-56 Dome Light Lens



FORD PICK UP TRUCK

Exterior Electrical & Components

L3061
1953-66 Dome Light Assy w/ Switch
Open



L3062
1953-66 Dome Light Assy
w/o Switch Open




3079 COMING SOON!
1978-79 Antenna Mast Cable




Seats & Components

3641Y
1965-68 Seat Track, RH=LH, 1 set



3641Z
1969-70 Seat Track, Set (One Seat Only)



Seat Belts

SBP-BK60
Seat Belt, Black, 60 Inch, Push Button Latch



SBP-BK74
Seat Belt, Black, 74 Inch, Push Button Latch




Sales: 866.640.1324

info@goldenleafautomotive.com

Interior Electrical


LH75 **NEW**

1960-66 Ignition Switch w/ Small Ignition



LH75L **NEW**

1952-59 Ignition Switch, All Ford



L3100 **NEW**

1968-84 Ignition Starter Switch



Locks

CL-1400

1953-59 Ignition Lock



CL-363

1953-59 Ignition Lock & Doors



CL-4877


1966-77 Ignition & Door Lock Set, Standard Ford



FORD PICK UP TRUCK

Locks

CL-1401
1960-66 Ignition Lock Set, Small Head Keys
(Also Fits 1960-66)



CL-1402
1967-79 Ignition Lock Set, Large Head Keys



CL-364
1953-60 Ignition Lock



CL-367
1960-60 Lock Kit Ignition & Door



CL-1550
1967-79 Door Locks, Pair

